

**SND** Svensk Nationell Datatjänst



## **VALU 2019 - SVT:s vallokalsundersökning Europaparlamentsvalet 2019**

**Näsman, Per**

Kungliga tekniska högskolan, Avdelningen för säkerhetsforskning

**Holmberg, Sören**

Göteborgs universitet, Statsvetenskapliga institutionen

**Ekengren Oscarsson, Henrik**

Göteborgs universitet, Statsvetenskapliga institutionen

**Gudmundson, Kajsa**

Sveriges Television AB

**Landahl, Eva**

Sveriges Television AB

# Metadata Production

<b>Metadata</b>	Svensk nationell datatjänst
<b>Producer(s):</b>	
<b>Production Date:</b>	August 23 2019
<b>Identification:</b>	SND1115-001

**Table of Contents**

Overview..... 4

Scope & Coverage..... 4

Producers & Sponsors..... 5

Sampling..... 5

Data Collection..... 5

Accessibility..... 5

File Description(s)..... 6

Variables List..... 7

    valu2019eup..... 7

Variables Description.....

## VALU 2019 - SVT:s vallokalsundersökning Europaparlamentsvalet 2019

### VALU 2019 - SVT exit poll survey European parliament election 2019

#### Overview

<b>Type</b>	SVT:s vallokalsundersökningar
<b>Identification</b>	SND1115-001
<b>Version</b>	Production Date2019-08-19 Original
<b>Series</b>	<p>Vallokalsundersökningarna (VALU) utförs på uppdrag av Sveriges Television, SVT, i direkt anslutning till vallokalerna på valdagen. Väljare får svara på vilket parti de röstat på och genom undersökningen kan SVT under sin direktsända valvaka presentera prognos av valutgången och analyser över det eventuella valresultatet.</p> <p>VALU har genomförts i samband med nationella val sedan 1991, både vid riksdagsval, vid folkomröstningar och val till Europaparlamentet. Den första vallokalsundersökningen genomfördes av SVT i samarbete med Stockholms och Göteborgs universitet, sedan 1994 har samarbetet skett med Göteborgs universitet och Kungliga Tekniska Högskolan, KTH, i Stockholm. Göteborgs universitet har genom åren ansvarat för utformningen av intervjufrågor och analysen av resultatet och KTH har varit ansvariga för den statistiska planen, analyser och prognoser.</p> <p>I VALU delas Sverige (valkretsarna) upp i geografiska regioner grupperade kring större högskolestäder. I var och en av regionerna engageras en högskolelärare som regional undersökningsledare. Undersökningsledarna fungerar som arbetsledare för de fältombud som genomför undersökningen i vallokalerna respektive de förtida röstningslokalerna. Samtliga undersökningsledare och fältombud har kunskaper i statistisk metodik.</p>

#### Abstract

Denna vallokalsundersökning genomfördes i anslutning till Europaparlamentsvalet den 26 maj 2019. En vallokalsundersökning (exit poll) innebär att man frågar ett urval av väljare då de lämnar vallokalen dels vilket parti de röstat på och dels ett antal valsociologiska frågor. Undersökningsmetoden har med framgång använts i ett flertal länder för prognos- och analysändamål. Den första vallokalsundersökningen i Sverige genomfördes vid riksdagsvalet 1991. Liknande undersökningar har sedan dess genomförts i samband med samtliga riksdagsval, folkomröstningar och val till Europaparlamentet.

<b>Unit of Analysis</b>	Individ
-------------------------	---------

#### Scope & Coverage

<b>Keywords</b>	politiskt parti, vallokalsundersökning, röstning, valfrågor, europeiska unionen, väljarbeteende, valdata, europaparlamentet, europaparlamentsval, demokrati
<b>Topics</b>	val, politiska beteenden och attityder, internationell politik och organisationer, Statsvetenskap, Samhällsvetenskap
<b>Time Period(s)</b>	2019
<b>Countries</b>	Sverige
<b>Universe</b>	Svenska valmansskåren

## Producers & Sponsors

<b>Primary Investigator(s)</b>	Näsman, PerKungliga tekniska högskolan, Avdelningen för säkerhetsforskning Holmberg, SörenGöteborgs universitet, Statsvetenskapliga institutionen Ekengren Oscarsson, HenrikGöteborgs universitet, Statsvetenskapliga institutionen Gudmundson, KajsaSveriges Television AB Landahl, EvaSveriges Television AB
<b>Other Producer(s)</b>	Sveriges Television AB

## Sampling

### Sampling Procedure

Med hjälp av statistik rörande genomförd poströstning vid tidigare val från Posten respektive Valmyndigheten, och information från Valmyndigheten avseende de röstningslokaler som fanns för förtidsröstning vid Europaparlamentsvalet 2019, valdes 50 röstningslokaler för förtida röstning ut för att ingå i VALU 2019 EUP. Vid de utvalda röstningsställena fick de som förtidsröstade under ett slumpmässigt valt förmiddags- respektive eftermiddagspass under undersökningsperioden 18-25 maj 2019 fylla i enkäten. Förmiddagspasset och eftermiddagspasset var tillsammans fyra timmar. Start- och slutpunkt för respektive pass valdes slumpmässigt. Under valdagen, 26 maj 2019, genomfördes undersökningen vid 100 valdistrikt (vallokaler). Valdistrikten var fördelade på de olika regionerna i enlighet med regionernas storlek vad avser antalet röstberättigade. Detta innebär till exempel att det i en region utvaldes fler valdistrikt än i de övriga tre regionerna. Inom varje region valdes så genom slumpmässigt stratifierat urval (stratifierat efter storlek och geografiskt läge inom regionen) de valdistrikt som skulle ingå i undersökningen. På detta sätt kom 100 valdistrikt att utväljas. För varje distrikt utvaldes därefter ett förmiddagspass och ett eftermiddagspass, vilka tillsammans utgjorde 3.5 timmar. Passens start- och slutpunkt valdes slumpmässigt.

Blandat sannolikhets- och icke-sannolikhetsurval

## Data Collection

<b>Data Collection Dates</b>	start 2019-05-08 end 2019-05-26
<b>Time Period(s)</b>	
<b>Data Collection Mode</b>	Självadministrerat frågeformulär: papper
<b>Questionnaires</b>	Strukturerat frågeformulär
<b>Data Collector(s)</b>	Sveriges Television AB

## Accessibility

<b>Distributor(s)</b>	Svensk nationell datatjänst
-----------------------	-----------------------------

## File Description(s)

Dataset contains 1 file(s)

### valu2019eup

Cases 9256

Variable(s) 56

# Variables List

Dataset contains 56 variable(s)

## File valu2019eup

	Name	Label	Question
1	<a href="#">SND_studie</a>	SND study 1115	-
2	<a href="#">SND_dataset..</a>	SND dataset 1115-001	-
3	<a href="#">SND_version..</a>	SND version 1.0	-
4	<a href="#">ort</a>	Central location	-
5	<a href="#">typ</a>	Vote in advance or vote at poll station	-
6	<a href="#">f1</a>	Q.1 Party voted for in the 2019 European Parliamentary election	Which party did you vote for today?
7	<a href="#">f2</a>	Q.2 Marked a candidate on the ballot	Did you use the possibility to vote for a person by marking a candidate on your ballot?
8	<a href="#">f3</a>	Q.3 Time for party choice	When did you decide how you were going to vote in the European Parliament election?
9	<a href="#">f4</a>	Q.4 Subjective placement on ideological left-right scale	Sometimes people talk of political opinions in terms of left-right. Where would you place yourself?
10	<a href="#">f5</a>	Q.5 Party voted for in the parliamentary election 2018	Which party did you vote for in the parliamentary election 2018?
11	<a href="#">f6</a>	Q.6 Party voted for if parliamentary election today	Which party would you vote for if it was a parliamentary election today?
12	<a href="#">f7</a>	Q.7 Trust in Swedish politicians	In general, how much trust do you have in Swedish politicians?
13	<a href="#">f8</a>	Q.8 Opinion on the Swedish EU membership	Do you think Sweden should leave the EU or remain a member of EU?
14	<a href="#">f9</a>	Q.9 Attitude towards the EU	In general, what is your attitude towards the EU?
15	<a href="#">f10</a>	Q.10 Opinion on EU developing into a federal state	Do you think it would be positive or negative if the EU developed into a federal state, a kind of United States of Europe?
16	<a href="#">f11</a>	F.11 Proposition: Accept fewer refugees into Sweden	What is your opinion on the following propositions? - Accept fewer refugees into Sweden
17	<a href="#">f12</a>	Q.12 Proposition: Invest more in an environmental friendly society	What is your opinion on the following propositions? - Invest more in an environmental friendly society
18	<a href="#">f13</a>	Q.13 Proposition: Sweden should introduce euro as currency	What is your opinion on the following propositions? - Sweden should introduce euro as currency
19	<a href="#">f14</a>	Q.14 Gender	Are you a woman or a man?
20	<a href="#">f15</a>	Q.15 Year of birth	What year were you born?
21	<a href="#">f16</a>	Q.16 Swedish citizen	Are you a citizen of Sweden?
22	<a href="#">f17</a>	Q.17 Area/country of upbringing: Yourself	Where did you, your father and your mother for the most part live as a child? - Yourself
23	<a href="#">f18</a>	Q.18 Area/country of upbringing: Father	Where did you, your father and your mother for the most part live as a child? - Your father
24	<a href="#">f19</a>	Q.17 Area/country of upbringing: Mother	Where did you, your father and your mother for the most part live as a child? - Your mother
25	<a href="#">f20</a>	Q.20 Educational attainment	What is your education?
26	<a href="#">f21</a>	Q.21 Labour market situation	Which of these groups do you belong to?

**File valu2019eup**

	<b>Name</b>	<b>Label</b>	<b>Question</b>
27	<a href="#">f22</a>	Q.22 Current or previous occupational group	Which of these occupational groups do you/did you belong to?
28	<a href="#">f23</a>	Q.23 Employment sector	Are/were you employed by the state, local government or a private employer?
29	<a href="#">f24</a>	Q.24 Union membership	Are you a member in a trade/labour union?
30	<a href="#">f25</a>	Q.25 Church/communion attendance	How often do you usually attend a service or a meeting in a church/communion?
31	<a href="#">f26</a>	Q.26 Important reason for choice of party: The parties' policies on EU-related issues	How important are the following reasons for your choice of party today in the European Parliament election? - The parties' policies on EU-related issues
32	<a href="#">f27</a>	Q.25 Important reason for choice of party: The parties' efforts in Swedish politics	How important are the following reasons for your choice of party today in the European Parliament election? - The parties' efforts in Swedish politics
33	<a href="#">f28</a>	Q.28 Important reason for choice of party: Old habit/loyalty to my party	How important are the following reasons for your choice of party today in the European Parliament election? - Old habit/loyalty to my party
34	<a href="#">f29</a>	Q.29 Important reason for choice of party: The candidates on the ballots	How important are the following reasons for your choice of party today in the European Parliament election? - The candidates on the ballots
35	<a href="#">f30</a>	Q.30 Important issue for choice of party: The environment	And how important are the following issues for your choice of party today in the European Parliament election? - The environment
36	<a href="#">f31</a>	Q.31 Important issue for choice of party: The economy	And how important are the following issues for your choice of party today in the European Parliament election? - The economy
37	<a href="#">f32</a>	Q.32 Important issue for choice of party: Employment	And how important are the following issues for your choice of party today in the European Parliament election? - Employment
38	<a href="#">f33</a>	Q.33 Important issue for choice of party: The issue on agricultural subsidies in the EU	And how important are the following issues for your choice of party today in the European Parliament election? - The issue on agricultural subsidies in the EU
39	<a href="#">f34</a>	Q.34 Important issue for choice of party: The peace in Europe	And how important are the following issues for your choice of party today in the European Parliament election? - The peace in Europe
40	<a href="#">f35</a>	Q.35 Important issue for choice of party: The national independence	And how important are the following issues for your choice of party today in the European Parliament election? - The national independence
41	<a href="#">f36</a>	Q.36 Important issue for choice of party: If Sweden should introduce the euro as currency	And how important are the following issues for your choice of party today in the European Parliament election? - If Sweden should introduce the euro as currency
42	<a href="#">f37</a>	Q.37 Important issue for choice of party: Refugees/immigration	And how important are the following issues for your choice of party today in the European Parliament election? - Refugees/immigration
43	<a href="#">f38</a>	Q.38 Important issue for choice of party: Conditions for businesses/companies	And how important are the following issues for your choice of party today in the European Parliament election? - Conditions for businesses/companies
44	<a href="#">f39</a>	Q.39 Important issue for choice of party: Equality of opportunity between women and men	And how important are the following issues for your choice of party today in the European Parliament election? - Equality of opportunity between women and men
45	<a href="#">f40</a>	Q.40 Important issue for choice of party: Defence issues in the EU	And how important are the following issues for your choice of party today in the European Parliament election? - Defence issues in the EU



**File valu2019eup**

	<b>Name</b>	<b>Label</b>	<b>Question</b>
46	<a href="#">f41</a>	Q.41 Important issue for choice of party: Democracy in the EU	And how important are the following issues for your choice of party today in the European Parliament election? - Democracy in the EU
47	<a href="#">f42</a>	Q.42 Important issue for choice of party: The social welfare	And how important are the following issues for your choice of party today in the European Parliament election? - The social welfare
48	<a href="#">f43</a>	Q.43 Important issue for choice of party: Drug policy	And how important are the following issues for your choice of party today in the European Parliament election? - Drug policy (alcohol, narcotics, etc.)
49	<a href="#">f44</a>	Q.44 Important issue for choice of party: Fight against crime	And how important are the following issues for your choice of party today in the European Parliament election? - Fight against crime
50	<a href="#">f45</a>	Q.45 Important issue for choice of party: Energy and nuclear power	And how important are the following issues for your choice of party today in the European Parliament election? - Energy and nuclear power
51	<a href="#">f46</a>	Q.46 Important issue for choice of party: The EU foreign policy	And how important are the following issues for your choice of party today in the European Parliament election? - The EU foreign policy
52	<a href="#">f47</a>	Q.47 Important issue for choice of party: The quality of food	And how important are the following issues for your choice of party today in the European Parliament election? - The quality of food
53	<a href="#">f48</a>	Q.48 Important issue for choice of party: The copyright issue on the internet	And how important are the following issues for your choice of party today in the European Parliament election? - The copyright issue on the internet
54	<a href="#">f49</a>	Q.49 Important issue for choice of party: Labour mobility in the EU	And how important are the following issues for your choice of party today in the European Parliament election? - Labour mobility in the EU
55	<a href="#">f50</a>	Q.50 How satisfied with democracy in Sweden	On the whole, how satisfied are you with the way democracy works in Sweden?
56	<a href="#">f51</a>	Q.51 How satisfied with democracy in the EU	On the whole, how satisfied are you with the way democracy works in the EU?

# Variables Description

Dataset contains 56 variable(s)

## File : valu2019eup

### SND\_studie: SND study 1115

**Definition:** SND study 1115: VALU 2019 - SVTexit poll survey European parliament election 2019

Value	Label	Cases	Percentage
1115	SND 1115	9256	100.0%

**Information:** Type: discrete, Format: numeric, Range: 1115-1115, Missing: \*

**Statistics (NW/ W):** Valid: (9256 / -) Invalid: (0 / -)

### SND\_dataset: SND dataset 1115-001

**Definition:** SND dataset 1115-001: VALU 2019 - SVTexit poll survey European parliament election 2019

Value	Label	Cases	Percentage
1	SND 1115-001	9256	100.0%

**Information:** Type: discrete, Format: numeric, Range: 1-1, Missing: \*

**Statistics (NW/ W):** Valid: (9256 / -) Invalid: (0 / -)

### SND\_version: SND version 1.0

**Definition:** SND version 1.0 23 August 2019

Value	Label	Cases	Percentage
1	SND 1.0	9256	100.0%

**Information:** Type: discrete, Format: numeric, Range: 1-1, Missing: \*

**Statistics (NW/ W):** Valid: (9256 / -) Invalid: (0 / -)

### ort: Central location

**Definition:** Central location

Value	Label	Cases	Percentage
1	Stockholm	2790	30.1%
2	Lund	1927	20.8%
3	Göteborg	2680	29.0%
4	Östersund	1859	20.1%

**Information:** Type: discrete, Format: numeric, Range: 1-4, Missing: \*

**Statistics (NW/ W):** Valid: (9256 / -) Invalid: (0 / -)

### typ: Vote in advance or vote at poll station

**Definition:** Vote in advance or vote at poll station

**File : valu2019eup****typ: Vote in advance or vote at poll station**

Value	Label	Cases	Percentage
1	Vote in advance	3488	37.7%
2	Vote at poll station	5768	62.3%

**Information:** Type: discrete, Format: numeric, Range: 1-2, Missing: \*

**Statistics (NW/ W):** Valid: (9256 / -) Invalid: (0 / -)

**f1: Q.1 Party voted for in the 2019 European Parliamentary election**

**Pre-question:** At Sveriges Television, we want the election night broadcast on TV to reflect the opinions of the voters. We are therefore asking you to answer this questionnaire by crossing the appropriate boxes. The results will only be reported in figures. If you find it difficult to answer any question, leave it and go on to the next question.

**Literal question:** Which party did you vote for today?

Value	Label	Cases	Percentage
1	Moderate Party	1373	15.0%
2	Centre Party	1042	11.4%
3	Liberal Party	476	5.2%
4	Christian Democrats	673	7.4%
5	Social Democrats	2257	24.7%
6	Left Party	838	9.2%
7	Green Party	1264	13.8%
81	Sweden Democrats	908	9.9%
82	Feminist Initiative	103	1.1%
83	Other party	142	1.6%
84	Voted blank	62	0.7%
999	NA	118	

**Information:** Type: discrete, Format: numeric, Range: 1-84, Missing: \*/999

**Statistics (NW/ W):** Valid: (9138 / -) Invalid: (118 / -)

**f2: Q.2 Marked a candidate on the ballot**

**Literal question:** Did you use the possibility to vote for a person by marking a candidate on your ballot?

Value	Label	Cases	Percentage
1	Yes	4262	46.7%
2	No	4863	53.3%
999	NA	131	

**Information:** Type: discrete, Format: numeric, Range: 1-2, Missing: \*/999

**Statistics (NW/ W):** Valid: (9125 / -) Invalid: (131 / -)

**f3: Q.3 Time for party choice**

**Literal question:** When did you decide how you were going to vote in the European Parliament election?

**File : valu2019eup****f3: Q.3 Time for party choice**

Value	Label	Cases	Percentage
1	Today	1576	17.2%
2	During the past week	2292	25.0%
3	Earlier during the election campaign	1887	20.6%
4	Have known for a long time how I was going to vote	3420	37.3%
999	NA	81	

**Information:** Type: discrete, Format: numeric, Range: 1-4, Missing: \*/999

**Statistics (NW/ W):** Valid: (9175 / -) Invalid: (81 / -)

**f4: Q.4 Subjective placement on ideological left-right scale**

**Literal question:** Sometimes people talk of political opinions in terms of left-right. Where would you place yourself?

Value	Label	Cases	Percentage
1	Clearly to the left	1753	19.4%
2	Somewhat to the left	2069	22.9%
3	Neither left nor right	1893	21.0%
4	Somewhat to the right	2234	24.7%
5	Clearly to the right	1084	12.0%
999	NA	223	

**Information:** Type: discrete, Format: numeric, Range: 1-5, Missing: \*/999

**Statistics (NW/ W):** Valid: (9033 / -) Invalid: (223 / -)

**f5: Q.5 Party voted for in the parliamentary election 2018**

**Literal question:** Which party did you vote for in the parliamentary election 2018?

Value	Label	Cases	Percentage
1	Moderate Party	1427	15.7%
2	Centre Party	990	10.9%
3	Liberal Party	636	7.0%
4	Christian Democrats	561	6.2%
5	Social Democrats	2534	27.8%
6	Left Party	1091	12.0%
7	Green Party	623	6.8%
81	Sweden Democrats	923	10.1%
82	Feminist Initiative	74	0.8%
83	Other party	88	1.0%
84	Blank	32	0.4%
85	Did not vote	38	0.4%
86	Not entitled to vote	100	1.1%
999	NA	139	

**Information:** Type: discrete, Format: numeric, Range: 1-86, Missing: \*/999

**File : valu2019eup****f5: Q.5 Party voted for in the parliamentary election 2018**

Statistics (NW/ W): Valid: (9117 / -) Invalid: (139 / -)

**f6: Q.6 Party voted for if parliamentary election today****Literal question:** Which party would you vote for if it was a parliamentary election today?

Value	Label	Cases	Percentage
1	Moderate Party	1280	14.3%
2	Centre Party	1007	11.2%
3	Liberal Party	448	5.0%
4	Christian Democrats	839	9.4%
5	Social Democrats	2426	27.1%
6	Left Party	1142	12.7%
7	Green Party	643	7.2%
81	Sweden Democrats	934	10.4%
82	Feminist Initiative	63	0.7%
83	Other party	165	1.8%
84	Blank	14	0.2%
999	NA	295	

**Information:** Type: discrete, Format: numeric, Range: 1-86, Missing: \*/999

Statistics (NW/ W): Valid: (8961 / -) Invalid: (295 / -)

**f7: Q.7 Trust in Swedish politicians****Literal question:** In general, how much trust do you have in Swedish politicians?

Value	Label	Cases	Percentage
1	Very high	590	6.5%
2	Quite high	4845	53.0%
3	Quite low	2828	31.0%
4	Very low	870	9.5%
999	NA	123	

**Information:** Type: discrete, Format: numeric, Range: 1-4, Missing: \*/999

Statistics (NW/ W): Valid: (9133 / -) Invalid: (123 / -)

**f8: Q.8 Opinion on the Swedish EU membership****Literal question:** Do you think Sweden should leave the EU or remain a member of EU?

Value	Label	Cases	Percentage
1	Sweden should leave EU	879	9.6%
2	Sweden should remain a member of EU	7302	79.7%
3	No opinion	978	10.7%
999	NA	97	

**File : valu2019eup****f8: Q.8 Opinion on the Swedish EU membership****Information:** Type: discrete, Format: numeric, Range: 1-3, Missing: \*/999**Statistics (NW/ W):** Valid: (9159 / -) Invalid: (97 / -)**f9: Q.9 Attitude towards the EU****Literal question:** In general, what is your attitude towards the EU?

Value	Label	Cases	Percentage
1	Very positive	1392	15.2%
2	Rather positive	4515	49.3%
3	Neither positive nor negative	1817	19.8%
4	Rather negative	953	10.4%
5	Very negative	383	4.2%
6	No opinion	103	1.1%
999	NA	93	

**Information:** Type: discrete, Format: numeric, Range: 1-6, Missing: \*/999**Statistics (NW/ W):** Valid: (9163 / -) Invalid: (93 / -)**f10: Q.10 Opinion on EU developing into a federal state****Literal question:** Do you think it would be positive or negative if the EU developed into a federal state, a kind of United States of Europe?

Value	Label	Cases	Percentage
1	Very positive	376	4.2%
2	Rather positive	1375	15.2%
3	Neither positive nor negative	2669	29.6%
4	Rather negative	2597	28.8%
5	Very negative	2001	22.2%
999	NA	238	

**Information:** Type: discrete, Format: numeric, Range: 1-5, Missing: \*/999**Statistics (NW/ W):** Valid: (9018 / -) Invalid: (238 / -)**f11: F.11 Proposition: Accept fewer refugees into Sweden****Literal question:** What is your opinion on the following propositions? - Accept fewer refugees into Sweden

Value	Label	Cases	Percentage
1	Very good proposition	2386	26.4%
2	Rather good proposition	1821	20.2%
3	Neither good nor bad	1952	21.6%
4	Rather bad proposition	1680	18.6%
5	Very bad proposition	1182	13.1%
999	NA	235	

**Information:** Type: discrete, Format: numeric, Range: 1-5, Missing: \*/999

**File : valu2019eup****f11: F.11 Proposition: Accept fewer refugees into Sweden**

Statistics (NW/ W): Valid: (9021 / -) Invalid: (235 / -)

**f12: Q.12 Proposition: Invest more in an environmental friendly society**

**Literal question:** What is your opinion on the following propositions? - Invest more in an environmental friendly society

Value	Label	Cases	Percentage
1	Very good proposition	5501	61.7%
2	Rather good proposition	2266	25.4%
3	Neither good nor bad	767	8.6%
4	Rather bad proposition	243	2.7%
5	Very bad proposition	140	1.6%
999	NA	339	

**Information:** Type: discrete, Format: numeric, Range: 1-5, Missing: \*/999

**Statistics (NW/ W):** Valid: (8917 / -) Invalid: (339 / -)

**f13: Q.13 Proposition: Sweden should introduce euro as currency**

**Literal question:** What is your opinion on the following propositions? - Sweden should introduce euro as currency

Value	Label	Cases	Percentage
1	Very good proposition	720	8.2%
2	Rather good proposition	854	9.7%
3	Neither good nor bad	1808	20.5%
4	Rather bad proposition	1814	20.6%
5	Very bad proposition	3619	41.1%
999	NA	441	

**Information:** Type: discrete, Format: numeric, Range: 1-5, Missing: \*/999

**Statistics (NW/ W):** Valid: (8815 / -) Invalid: (441 / -)

**f14: Q.14 Gender**

**Literal question:** Are you a woman or a man?

Value	Label	Cases	Percentage
1	Woman	4804	52.5%
2	Man	4347	47.5%
999	NA	105	

**Information:** Type: discrete, Format: numeric, Range: 1-2, Missing: \*/999

**Statistics (NW/ W):** Valid: (9151 / -) Invalid: (105 / -)

**f15: Q.15 Year of birth**

**Literal question:** What year were you born?

**File : valu2019eup****f15: Q.15 Year of birth**

Value	Label	Cases	Percentage
1919	1919	1	0.0%
1921	1921	1	0.0%
1922	1922	1	0.0%
1923	1923	2	0.0%
1925	1925	3	0.0%
1926	1926	5	0.1%
1927	1927	3	0.0%
1928	1928	4	0.0%
1929	1929	9	0.1%
1930	1930	8	0.1%
1931	1931	12	0.1%
1932	1932	16	0.2%
1933	1933	16	0.2%
1934	1934	26	0.3%
1935	1935	26	0.3%
1936	1936	43	0.5%
1937	1937	42	0.5%
1938	1938	77	0.8%
1939	1939	83	0.9%
1940	1940	64	0.7%
1941	1941	105	1.2%
1942	1942	127	1.4%
1943	1943	110	1.2%
1944	1944	157	1.7%
1945	1945	165	1.8%
1946	1946	156	1.7%
1947	1947	180	2.0%
1948	1948	181	2.0%
1949	1949	169	1.9%
1950	1950	165	1.8%
1951	1951	167	1.8%
1952	1952	152	1.7%
1953	1953	160	1.8%
1954	1954	154	1.7%
1955	1955	153	1.7%
1956	1956	149	1.6%
1957	1957	140	1.5%
1958	1958	147	1.6%
1959	1959	166	1.8%
1960	1960	142	1.6%
1961	1961	144	1.6%



**File : valu2019eup****f15: Q.15 Year of birth**

Value	Label	Cases	Percentage
1962	1962	158	1.7%
1963	1963	161	1.8%
1964	1964	172	1.9%
1965	1965	185	2.0%
1966	1966	177	2.0%
1967	1967	166	1.8%
1968	1968	151	1.7%
1969	1969	142	1.6%
1970	1970	141	1.6%
1971	1971	163	1.8%
1972	1972	178	2.0%
1973	1973	176	1.9%
1974	1974	147	1.6%
1975	1975	149	1.6%
1976	1976	153	1.7%
1977	1977	120	1.3%
1978	1978	110	1.2%
1979	1979	134	1.5%
1980	1980	152	1.7%
1981	1981	156	1.7%
1982	1982	156	1.7%
1983	1983	156	1.7%
1984	1984	142	1.6%
1985	1985	137	1.5%
1986	1986	135	1.5%
1987	1987	123	1.4%
1988	1988	126	1.4%
1989	1989	140	1.5%
1990	1990	127	1.4%
1991	1991	141	1.6%
1992	1992	137	1.5%
1993	1993	124	1.4%
1994	1994	106	1.2%
1995	1995	105	1.2%
1996	1996	97	1.1%
1997	1997	88	1.0%
1998	1998	78	0.9%
1999	1999	93	1.0%
2000	2000	89	1.0%
2001	2001	41	0.5%
999	NA	193	

**File : valu2019eup****f15: Q.15 Year of birth****Information:** Type: continuous, Format: numeric, Range: 1919-2001, Missing: \*/999**Statistics (NW/ W):** Valid: (9063 / -) Invalid: (193 / -)**f16: Q.16 Swedish citizen****Literal question:** Are you a citizen of Sweden?

Value	Label	Cases	Percentage
1	Yes	9039	99.0%
2	No	92	1.0%
999	NA	125	

**Information:** Type: discrete, Format: numeric, Range: 1-2, Missing: \*/999**Statistics (NW/ W):** Valid: (9131 / -) Invalid: (125 / -)**f17: Q.17 Area/country of upbringing: Yourself****Literal question:** Where did you, your father and your mother for the most part live as a child? - Yourself

Value	Label	Cases	Percentage
1	Rural area in Sweden	1897	21.2%
2	Village in Sweden	2969	33.2%
3	City/town in Sweden	2140	23.9%
4	Stockholm, Gothenburg or Malmö	1494	16.7%
5	Other Nordic country	104	1.2%
6	Other European country	171	1.9%
7	Non-European country	179	2.0%
999	NA	302	

**Information:** Type: discrete, Format: numeric, Range: 1-7, Missing: \*/999**Statistics (NW/ W):** Valid: (8954 / -) Invalid: (302 / -)**f18: Q.18 Area/country of upbringing: Father****Literal question:** Where did you, your father and your mother for the most part live as a child? - Your father

Value	Label	Cases	Percentage
1	Rural area in Sweden	2564	30.0%
2	Village in Sweden	2383	27.9%
3	City/town in Sweden	1631	19.1%
4	Stockholm, Gothenburg or Malmö	1098	12.9%
5	Other Nordic country	236	2.8%
6	Other European country	325	3.8%
7	Non-European country	307	3.6%
999	NA	712	

**Information:** Type: discrete, Format: numeric, Range: 1-7, Missing: \*/999

**File : valu2019eup****f18: Q.18 Area/country of upbringing: Father**

Statistics (NW/ W): Valid: (8544 / -) Invalid: (712 / -)

**f19: Q.17 Area/country of upbringing: Mother**

**Literal question:** Where did you, your father and your mother for the most part live as a child? - Your mother

Value	Label	Cases	Percentage
1	Rural area in Sweden	2522	29.4%
2	Village in Sweden	2350	27.4%
3	City/town in Sweden	1652	19.3%
4	Stockholm, Gothenburg or Malmö	1123	13.1%
5	Other Nordic country	322	3.8%
6	Other European country	309	3.6%
7	Non-European country	289	3.4%
999	NA	689	

**Information:** Type: discrete, Format: numeric, Range: 1-7, Missing: \*/999

Statistics (NW/ W): Valid: (8567 / -) Invalid: (689 / -)

**f20: Q.20 Educational attainment**

**Literal question:** What is your education?

Value	Label	Cases	Percentage
1	Not completed compulsory school (grades 1-9 or equivalent)	201	2.2%
2	Compulsory school (grades 1-9 or equivalent)	725	7.8%
3	Degree from upper-secondary school, folk high school (SW: folkhögskola)	1999	21.6%
4	Post upper-secondary education, not university or university college	975	10.5%
5	Studies at/degree from university/university college	4787	51.7%
6	Postgraduate studies/third cycle degree	295	3.2%
999	NA	274	3.0%

**Information:** Type: discrete, Format: numeric, Range: 1-999, Missing: \*

Statistics (NW/ W): Valid: (9256 / -) Invalid: (0 / -)

**f21: Q.21 Labour market situation**

**Literal question:** Which of these groups do you belong to?

Value	Label	Cases	Percentage
1	Gainfully employed (including on sick leave, parental leave)	5197	59.1%
2	Participating in labour market policy measures	224	2.5%
3	Unemployed	123	1.4%
4	Old age/early retirement contractual pensioner	2456	27.9%
5	Have sickness/activity compensation	141	1.6%

**File : valu2019eup****f21: Q.21 Labour market situation**

Value	Label	Cases	Percentage
6	Homeworker	45	0.5%
7	Student	607	6.9%
999	NA	463	

**Information:** Type: discrete, Format: numeric, Range: 1-7, Missing: \*/999

**Statistics (NW/ W):** Valid: (8793 / -) Invalid: (463 / -)

**f22: Q.22 Current or previous occupational group**

**Literal question:** Which of these occupational groups do you/did you belong to?

Value	Label	Cases	Percentage
1	White-collar worker	3388	38.8%
2	White-collar worker with supervisory status	1303	14.9%
3	White-collar worker in a senior leadership position	588	6.7%
4	Blue-collar worker	2139	24.5%
5	Blue-collar worker with supervisory status	382	4.4%
6	Farmer	59	0.7%
7	Self-employed: no employees	358	4.1%
81	Self-employed: one or more employees	340	3.9%
82	Never had paid work	181	2.1%
999	NA	518	

**Information:** Type: discrete, Format: numeric, Range: 1-82, Missing: \*/999

**Statistics (NW/ W):** Valid: (8738 / -) Invalid: (518 / -)

**f23: Q.23 Employment sector**

**Literal question:** Are/were you employed by the state, local government or a private employer?

Value	Label	Cases	Percentage
1	State	1185	13.7%
2	Local/regional government	2804	32.4%
3	Private	4446	51.4%
4	Never had paid work	213	2.5%
999	NA	608	

**Information:** Type: discrete, Format: numeric, Range: 1-4, Missing: \*/999

**Statistics (NW/ W):** Valid: (8648 / -) Invalid: (608 / -)

**f24: Q.24 Union membership**

**Literal question:** Are you a member in a trade/labour union?

**File : valu2019eup****f24: Q.24 Union membership**

Value	Label	Cases	Percentage
1	Yes, a LO union	1570	18.1%
2	Yes, a TCO union	1464	16.8%
3	Yes, a SACO union	1605	18.5%
4	No	4053	46.6%
999	NA	564	

**Information:** Type: discrete, Format: numeric, Range: 1-4, Missing: \*/999

**Statistics (NW/ W):** Valid: (8692 / -) Invalid: (564 / -)

**f25: Q.25 Church/communion attendance**

**Literal question:** How often do you usually attend a service or a meeting in a church/communion?

Value	Label	Cases	Percentage
1	At least once a month	588	6.5%
2	A couple of times a year	1388	15.4%
3	Less frequently	2832	31.5%
4	Never	4181	46.5%
999	NA	267	

**Information:** Type: discrete, Format: numeric, Range: 1-4, Missing: \*/999

**Statistics (NW/ W):** Valid: (8989 / -) Invalid: (267 / -)

**f26: Q.26 Important reason for choice of party: The parties' policies on EU-related issues**

**Literal question:** How important are the following reasons for your choice of party today in the European Parliament election? - The parties' policies on EU-related issues

Value	Label	Cases	Percentage
1	Very great importance	3917	45.6%
2	Fairly great importance	3350	39.0%
3	Neither great nor small importance	1007	11.7%
4	Fairly small importance	214	2.5%
5	Very small importance	107	1.2%
999	NA	661	

**Information:** Type: discrete, Format: numeric, Range: 1-5, Missing: \*/999

**Statistics (NW/ W):** Valid: (8595 / -) Invalid: (661 / -)

**f27: Q.25 Important reason for choice of party: The parties' efforts in Swedish politics**

**Literal question:** How important are the following reasons for your choice of party today in the European Parliament election? - The parties' efforts in Swedish politics

Value	Label	Cases	Percentage
1	Very great importance	3032	36.2%

**File : valu2019eup****f27: Q.25 Important reason for choice of party: The parties' efforts in Swedish politics**

Value	Label	Cases	Percentage
2	Fairly great importance	3508	41.9%
3	Neither great nor small importance	1246	14.9%
4	Fairly small importance	401	4.8%
5	Very small importance	189	2.3%
999	NA	880	

**Information:** Type: discrete, Format: numeric, Range: 1-5, Missing: \*/999

**Statistics (NW/ W):** Valid: (8376 / -) Invalid: (880 / -)

**f28: Q.28 Important reason for choice of party: Old habit/loyalty to my party**

**Literal question:** How important are the following reasons for your choice of party today in the European Parliament election? - Old habit/loyalty to my party

Value	Label	Cases	Percentage
1	Very great importance	795	9.7%
2	Fairly great importance	1625	19.9%
3	Neither great nor small importance	2160	26.4%
4	Fairly small importance	1426	17.4%
5	Very small importance	2179	26.6%
999	NA	1071	

**Information:** Type: discrete, Format: numeric, Range: 1-5, Missing: \*/999

**Statistics (NW/ W):** Valid: (8185 / -) Invalid: (1071 / -)

**f29: Q.29 Important reason for choice of party: The candidates on the ballots**

**Literal question:** How important are the following reasons for your choice of party today in the European Parliament election? - The candidates on the ballots

Value	Label	Cases	Percentage
1	Very great importance	1136	13.9%
2	Fairly great importance	1808	22.0%
3	Neither great nor small importance	1987	24.2%
4	Fairly small importance	1355	16.5%
5	Very small importance	1914	23.3%
999	NA	1056	






**Information:** Type: discrete, Format: numeric, Range: 1-5, Missing: \*/999

**Statistics (NW/ W):** Valid: (8200 / -) Invalid: (1056 / -)

**f30: Q.30 Important issue for choice of party: The environment**

**Literal question:** And how important are the following issues for your choice of party today in the European Parliament election? - The environment

**File : valu2019eup****f30: Q.30 Important issue for choice of party: The environment**






Value	Label	Cases	Percentage
1	Very great importance	4754	 54.7%
2	Fairly great importance	2614	 30.1%
3	Neither great nor small importance	892	 10.3%
4	Fairly small importance	270	 3.1%
5	Very small importance	161	 1.9%
999	NA	565	

**Information:** Type: discrete, Format: numeric, Range: 1-5, Missing: \*/999

**Statistics (NW/ W):** Valid: (8691 / -) Invalid: (565 / -)

**f31: Q.31 Important issue for choice of party: The economy**

**Literal question:** And how important are the following issues for your choice of party today in the European Parliament election? - The economy






Value	Label	Cases	Percentage
1	Very great importance	3059	 36.0%
2	Fairly great importance	3785	 44.5%
3	Neither great nor small importance	1356	 15.9%
4	Fairly small importance	225	 2.6%
5	Very small importance	77	 0.9%
999	NA	754	

**Information:** Type: discrete, Format: numeric, Range: 1-5, Missing: \*/999

**Statistics (NW/ W):** Valid: (8502 / -) Invalid: (754 / -)

**f32: Q.32 Important issue for choice of party: Employment**

**Literal question:** And how important are the following issues for your choice of party today in the European Parliament election? - Employment

Value	Label	Cases	Percentage
1	Very great importance	2527	 30.3%
2	Fairly great importance	3432	 41.2%
3	Neither great nor small importance	1876	 22.5%
4	Fairly small importance	369	 4.4%
5	Very small importance	135	 1.6%
999	NA	917	

**Information:** Type: discrete, Format: numeric, Range: 1-5, Missing: \*/999

**Statistics (NW/ W):** Valid: (8339 / -) Invalid: (917 / -)

**f33: Q.33 Important issue for choice of party: The issue on agricultural subsidies in the EU**

**Literal question:** And how important are the following issues for your choice of party today in the European Parliament election? - The issue on agricultural subsidies in the EU

**File : valu2019eup****f33: Q.33 Important issue for choice of party: The issue on agricultural subsidies in the EU**

Value	Label	Cases	Percentage
1	Very great importance	1375	16.6%
2	Fairly great importance	2389	28.9%
3	Neither great nor small importance	2994	36.2%
4	Fairly small importance	1049	12.7%
5	Very small importance	459	5.6%
999	NA	990	

**Information:** Type: discrete, Format: numeric, Range: 1-5, Missing: \*/999

**Statistics (NW/ W):** Valid: (8266 / -) Invalid: (990 / -)

**f34: Q.34 Important issue for choice of party: The peace in Europe**

**Literal question:** And how important are the following issues for your choice of party today in the European Parliament election? - The peace in Europe

Value	Label	Cases	Percentage
1	Very great importance	4922	58.5%
2	Fairly great importance	2150	25.6%
3	Neither great nor small importance	1007	12.0%
4	Fairly small importance	202	2.4%
5	Very small importance	130	1.5%
999	NA	845	

**Information:** Type: discrete, Format: numeric, Range: 1-5, Missing: \*/999

**Statistics (NW/ W):** Valid: (8411 / -) Invalid: (845 / -)

**f35: Q.35 Important issue for choice of party: The national independence**

**Literal question:** And how important are the following issues for your choice of party today in the European Parliament election? - The national independence

Value	Label	Cases	Percentage
1	Very great importance	2781	33.4%
2	Fairly great importance	2460	29.5%
3	Neither great nor small importance	2065	24.8%
4	Fairly small importance	652	7.8%
5	Very small importance	376	4.5%
999	NA	922	

**Information:** Type: discrete, Format: numeric, Range: 1-5, Missing: \*/999

**Statistics (NW/ W):** Valid: (8334 / -) Invalid: (922 / -)



**File : valu2019eup****f36: Q.36 Important issue for choice of party: If Sweden should introduce the euro as currency**

**Literal question:** And how important are the following issues for your choice of party today in the European Parliament election? - If Sweden should introduce the euro as currency

Value	Label	Cases	Percentage
1	Very great importance	1619	19.5%
2	Fairly great importance	1638	19.7%
3	Neither great nor small importance	2691	32.3%
4	Fairly small importance	1147	13.8%
5	Very small importance	1228	14.8%
999	NA	933	

**Information:** Type: discrete, Format: numeric, Range: 1-5, Missing: \*/999

**Statistics (NW/ W):** Valid: (8323 / -) Invalid: (933 / -)

**f37: Q.37 Important issue for choice of party: Refugees/immigration**

**Literal question:** And how important are the following issues for your choice of party today in the European Parliament election? - Refugees/immigration

Value	Label	Cases	Percentage
1	Very great importance	3210	37.9%
2	Fairly great importance	2985	35.3%
3	Neither great nor small importance	1678	19.8%
4	Fairly small importance	372	4.4%
5	Very small importance	214	2.5%
999	NA	797	

**Information:** Type: discrete, Format: numeric, Range: 1-5, Missing: \*/999

**Statistics (NW/ W):** Valid: (8459 / -) Invalid: (797 / -)

**f38: Q.38 Important issue for choice of party: Conditions for businesses/companies**

**Literal question:** And how important are the following issues for your choice of party today in the European Parliament election? - Conditions for businesses/companies

Value	Label	Cases	Percentage
1	Very great importance	1607	19.4%
2	Fairly great importance	2683	32.5%
3	Neither great nor small importance	2813	34.0%
4	Fairly small importance	777	9.4%
5	Very small importance	388	4.7%
999	NA	988	

**Information:** Type: discrete, Format: numeric, Range: 1-5, Missing: \*/999

**Statistics (NW/ W):** Valid: (8268 / -) Invalid: (988 / -)

**File : valu2019eup****f39: Q.39 Important issue for choice of party: Equality of opportunity between women and men**

**Literal question:** And how important are the following issues for your choice of party today in the European Parliament election? - Equality of opportunity between women and men

Value	Label	Cases	Percentage
1	Very great importance	4306	51.0%
2	Fairly great importance	2329	27.6%
3	Neither great nor small importance	1319	15.6%
4	Fairly small importance	296	3.5%
5	Very small importance	190	2.3%
999	NA	816	

**Information:** Type: discrete, Format: numeric, Range: 1-5, Missing: \*/999

**Statistics (NW/ W):** Valid: (8440 / -) Invalid: (816 / -)

**f40: Q.40 Important issue for choice of party: Defence issues in the EU**

**Literal question:** And how important are the following issues for your choice of party today in the European Parliament election? - Defence issues in the EU

Value	Label	Cases	Percentage
1	Very great importance	2118	25.2%
2	Fairly great importance	2781	33.1%
3	Neither great nor small importance	2583	30.7%
4	Fairly small importance	636	7.6%
5	Very small importance	294	3.5%
999	NA	844	

**Information:** Type: discrete, Format: numeric, Range: 1-5, Missing: \*/999

**Statistics (NW/ W):** Valid: (8412 / -) Invalid: (844 / -)

**f41: Q.41 Important issue for choice of party: Democracy in the EU**

**Literal question:** And how important are the following issues for your choice of party today in the European Parliament election? - Democracy in the EU

Value	Label	Cases	Percentage
1	Very great importance	4650	55.1%
2	Fairly great importance	2589	30.7%
3	Neither great nor small importance	982	11.6%
4	Fairly small importance	127	1.5%
5	Very small importance	84	1.0%
999	NA	824	

**Information:** Type: discrete, Format: numeric, Range: 1-5, Missing: \*/999

**Statistics (NW/ W):** Valid: (8432 / -) Invalid: (824 / -)

**File : valu2019eup****f42: Q.42 Important issue for choice of party: The social welfare**

**Literal question:** And how important are the following issues for your choice of party today in the European Parliament election? - The social welfare

Value	Label	Cases	Percentage
1	Very great importance	3558	42.3%
2	Fairly great importance	3016	35.8%
3	Neither great nor small importance	1412	16.8%
4	Fairly small importance	282	3.4%
5	Very small importance	148	1.8%
999	NA	840	

**Information:** Type: discrete, Format: numeric, Range: 1-5, Missing: \*/999

**Statistics (NW/ W):** Valid: (8416 / -) Invalid: (840 / -)

**f43: Q.43 Important issue for choice of party: Drug policy**

**Literal question:** And how important are the following issues for your choice of party today in the European Parliament election? - Drug policy (alcohol, narcotics, etc.)

Value	Label	Cases	Percentage
1	Very great importance	2401	28.6%
2	Fairly great importance	2215	26.4%
3	Neither great nor small importance	2458	29.3%
4	Fairly small importance	820	9.8%
5	Very small importance	500	6.0%
999	NA	862	

**Information:** Type: discrete, Format: numeric, Range: 1-5, Missing: \*/999

**Statistics (NW/ W):** Valid: (8394 / -) Invalid: (862 / -)

**f44: Q.44 Important issue for choice of party: Fight against crime**

**Literal question:** And how important are the following issues for your choice of party today in the European Parliament election? - Fight against crime

Value	Label	Cases	Percentage
1	Very great importance	3785	44.8%
2	Fairly great importance	2493	29.5%
3	Neither great nor small importance	1592	18.8%
4	Fairly small importance	395	4.7%
5	Very small importance	192	2.3%
999	NA	799	

**Information:** Type: discrete, Format: numeric, Range: 1-5, Missing: \*/999

**Statistics (NW/ W):** Valid: (8457 / -) Invalid: (799 / -)

**File : valu2019eup****f45: Q.45 Important issue for choice of party: Energy and nuclear power**

**Literal question:** And how important are the following issues for your choice of party today in the European Parliament election? - Energy and nuclear power

Value	Label	Cases	Percentage
1	Very great importance	3133	37.4%
2	Fairly great importance	3129	37.3%
3	Neither great nor small importance	1668	19.9%
4	Fairly small importance	303	3.6%
5	Very small importance	152	1.8%
999	NA	871	

**Information:** Type: discrete, Format: numeric, Range: 1-5, Missing: \*/999

**Statistics (NW/ W):** Valid: (8385 / -) Invalid: (871 / -)

# Variables Description

Dataset contains 56 variable(s)

## f46: Q.46 Important issue for choice of party: The EU foreign policy

**Literal question:** And how important are the following issues for your choice of party today in the European Parliament election? - The EU foreign policy

Value	Label	Cases	Percentage
1	Very great importance	1941	23.2%
2	Fairly great importance	3011	36.0%
3	Neither great nor small importance	2683	32.1%
4	Fairly small importance	526	6.3%
5	Very small importance	196	2.3%
999	NA	899	

**Information:** Type: discrete, Format: numeric, Range: 1-5, Missing: \*/999

**Statistics (NW/ W):** Valid: (8357 / -) Invalid: (899 / -)

## f47: Q.47 Important issue for choice of party: The quality of food

**Literal question:** And how important are the following issues for your choice of party today in the European Parliament election? - The quality of food

Value	Label	Cases	Percentage
1	Very great importance	2753	32.8%
2	Fairly great importance	2691	32.1%
3	Neither great nor small importance	2082	24.8%
4	Fairly small importance	567	6.8%
5	Very small importance	300	3.6%
999	NA	863	

**Information:** Type: discrete, Format: numeric, Range: 1-5, Missing: \*/999

**Statistics (NW/ W):** Valid: (8393 / -) Invalid: (863 / -)

## f48: Q.48 Important issue for choice of party: The copyright issue on the internet

**Literal question:** And how important are the following issues for your choice of party today in the European Parliament election? - The copyright issue on the internet

Value	Label	Cases	Percentage
1	Very great importance	1413	16.9%
2	Fairly great importance	1814	21.7%
3	Neither great nor small importance	3003	36.0%
4	Fairly small importance	1167	14.0%
5	Very small importance	956	11.4%
999	NA	903	

**Information:** Type: discrete, Format: numeric, Range: 1-5, Missing: \*/999

**Statistics (NW/ W):** Valid: (8353 / -) Invalid: (903 / -)

**f48: Q.48 Important issue for choice of party: The copyright issue on the internet****f49: Q.49 Important issue for choice of party: Labour mobility in the EU**

**Literal question:** And how important are the following issues for your choice of party today in the European Parliament election? - Labour mobility in the EU

Value	Label	Cases	Percentage
1	Very great importance	1929	22.9%
2	Fairly great importance	2917	34.6%
3	Neither great nor small importance	2698	32.0%
4	Fairly small importance	590	7.0%
5	Very small importance	306	3.6%
999	NA	816	

**Information:** Type: discrete, Format: numeric, Range: 1-5, Missing: \*/999

**Statistics (NW/ W):** Valid: (8440 / -) Invalid: (816 / -)

**f50: Q.50 How satisfied with democracy in Sweden**

**Literal question:** On the whole, how satisfied are you with the way democracy works in Sweden?

Value	Label	Cases	Percentage
1	Very satisfied	2330	26.2%
2	Rather satisfied	4869	54.8%
3	Not particularly satisfied	1231	13.9%
4	Not at all satisfied	451	5.1%
999	NA	375	

**Information:** Type: discrete, Format: numeric, Range: 1-4, Missing: \*/999

**Statistics (NW/ W):** Valid: (8881 / -) Invalid: (375 / -)

**f51: Q.51 How satisfied with democracy in the EU**

**Literal question:** On the whole, how satisfied are you with the way democracy works in the EU?

Value	Label	Cases	Percentage
1	Very satisfied	484	5.6%
2	Rather satisfied	4621	53.3%
3	Not particularly satisfied	2785	32.1%
4	Not at all satisfied	784	9.0%
999	NA	582	

**Information:** Type: discrete, Format: numeric, Range: 1-4, Missing: \*/999

**Statistics (NW/ W):** Valid: (8674 / -) Invalid: (582 / -)