



## **VALU 2018 - SVT exit poll survey parliamentary election 2018**

**Ekengren Oscarsson, Henrik**

University of Gothenburg, Department of Political Science

**Näsman, Per**

Royal Institute of Technology, Division of Safety Research

**Landahl, Eva**

Sveriges Television

**Holmberg, Sören**

University of Gothenburg, Department of Political Science

# Metadataproduktion

**Metadataproducent:** Swedish national data service

**Produktionsdatum:** November 30 2018

**Identifikation:** SND1067-001

## Innehållsförteckning

Översikt.....	4
Räckvidd och täckning.....	4
Producenter & sponsorer.....	5
Urval.....	5
Datainsamling.....	5
Tillgänglighet.....	5
Filbeskrivning.....	6
Varibellista.....	7
VALU2018.....	7
Variabelbeskrivning.....	

## VALU 2018 - SVT exit poll survey parliamentary election 2018( VALU18 )

### VALU 2018 - SVT:s vallokalsundersökning riksdagsvalet 2018

#### Översikt

<b>Typ</b>	SVT exit poll surveys
<b>Identifikation</b>	SND1067-001
<b>Version</b>	Produktionsdatum2018-11-23 1.0
<b>Serie</b>	<p>In Valu - Swedish exit poll surveys - voters leaving polling stations are asked by public service broadcaster Sveriges Television (SVT) to fill in a questionnaire and put it anonymously in a sealed box. After collecting and processing the responses, Sveriges Television is able to present an election forecast and an analysis of the reasons underlying the outcome of the election in it's Election Night broadcast. The surveys are referred to as VALU, an abbreviation for vallokalsundersökning, Swedish for exit poll survey.</p> <p>VALU has been carried out by the public service broadcaster Sveriges Television (SVT) in connection with all national elections since 1991; parliamentary elections, referendums, and elections to the European Parliament. The first exit poll survey in Sweden was carried out by SVT in collaboration with Stockholm University and University of Gothenburg. Since 1994, SVT has carried out the studies in collaboration with University of Gothenburg and the Royal Institute of Technology in Stockholm (KTH).</p> <p>SVT's main aim with VALU is to obtain an analytical basis for SVT's election night broadcast and for SVT's and other professional analysts' post-election analyses. Another aim is to be able to forecast the result of the election at an early stage during election night. VALU is carried out in geographical regions centred around the largest university cities. A university lecturer is appointed in each of the regions as regional survey leader. Together, these survey leaders are responsible for the field workers who carry out the survey where voting takes place before election day and outside polling stations during election day. Survey leaders and field workers are recruited from departments of statistics at the respective university. Thus, all survey leaders and field workers are familiar with statistical methods.</p>

#### Sammanfattning

This exit poll survey was carried out in connection with the parliamentary election on September 9, 2018. In VALU - Swedish exit poll surveys - voters leaving polling stations are asked by public service broadcaster Sveriges Television (SVT) to fill in a questionnaire and put it anonymously in a sealed box. After collecting and processing the responses, Sveriges Television is able to present an election forecast and an analysis of the reasons underlying the outcome of the election in it's Election Night broadcast. The surveys are referred to as VALU, an abbreviation for vallokalsundersökning, Swedish for exit poll survey. The first exit poll survey in Sweden was carried out at the parliamentary election in 1991. Since then similar studies have been carried out in connection with all Parliamentary elections, referendums and elections to the European Parliament.

<b>Typ av data</b>	Voting data: Exit polls
<b>Analysenhet</b>	Individual

#### Räckvidd och täckning

<b>Nyckelord</b>	political party, local government elections, exit polls, voting, parliamentary elections, voting behaviour, election data, government, political party leaders, electoral issues
<b>Ämnesområden</b>	elections, political behaviour and attitudes, Political Science
<b>Tidsperiod(er)</b>	2018
<b>Länder</b>	Sweden

**Population**

Swedish electorate

**Producenter & sponsorer**

<b>Primärforskare</b>	Ekengren Oscarsson, HenrikUniversity of Gothenburg, Department of Political Science Näsman, PerRoyal Institute of Technology, Division of Safety Research Landahl, EvaSveriges Television Holmberg, SörenUniversity of Gothenburg, Department of Political Science
<b>Andra producenter</b>	Sveriges Television

**Urval****Urvalsprocess**

In VALU a selection is made of a number of electoral districts and in this way their respective polling station. The number of electoral districts to be selected for VALU is allocated among the different regions according to the size of the electorate. Within each region, the electoral districts are then selected to be included in VALU. This selection is based on the size and geographical location of the electoral district.

Mixed probability and non-probability

**Datainsamling**

<b>Insamlingsdatum</b>	start 2018-09-03 end 2018-09-09
------------------------	------------------------------------

**Tidsperiod(er)**

**Datainsamlingsmetod** Self-administered questionnaire: paper

**Tillgänglighet**

<b>Distributör(er)</b>	Swedish National Data Service
------------------------	-------------------------------

## Filbeskrivning

Datasetet inneholder 1 fil(er)

### VALU2018

<b>Antal</b>	11808
<b>Variabler</b>	72

# Varibellista

Datasetet innehåller 72 variabler

## Fil VALU2018

	Namn	Etikett	Fråga
1	<a href="#">SND_studie</a>	SND study 1067	-
2	<a href="#">SND_dataset_..</a>	SND dataset 1067-001	-
3	<a href="#">SND_version_..</a>	SND version 1.0	-
4	<a href="#">ort</a>	Central location	-
5	<a href="#">typ</a>	Vote in advance or vote at poll station	-
6	<a href="#">f1</a>	Q.1 Party voted for in the 2018 parliamentary election	Which party did you vote for today in the parliamentary election
7	<a href="#">f2</a>	Q.2 Party voted for in the 2018 local election	Which party did you vote for today in the local election
8	<a href="#">f3</a>	Q.3 Marked a candidate on the ballot in the parliament election	Did you use the opportunity to vote for a particular candidate on your ballot in the parliamentary election?
9	<a href="#">f4</a>	Q.4 Marked a candidate on the ballot in the local election	Did you use the opportunity to vote for a particular candidate on your ballot in the local election?
10	<a href="#">f5</a>	Q.5 Time for party choice	When did you decide how to vote in the parliamentary election this year?
11	<a href="#">f6</a>	Q.6 Party voted for in the 2014 Parliamentary election	Which party did you vote for in the last parliamentary election in 2014?
12	<a href="#">f7</a>	Q.7 Trust in Swedish politicians	In general, how much trust do you have in Swedish politicians?
13	<a href="#">f81</a>	Q.8 Parties forming the government: Moderate Party	Which party or parties would you prefer to form the government after the election today? - Moderate Party
14	<a href="#">f82</a>	Q.8 Parties forming the government: Centre Party	Which party or parties would you prefer to form the government after the election today? - Centre Party
15	<a href="#">f83</a>	Q.8 Parties forming the government: Liberal Party	Which party or parties would you prefer to form the government after the election today? - Liberal Party
16	<a href="#">f84</a>	Q.8 Parties forming the government: Christian Democrats	Which party or parties would you prefer to form the government after the election today? - Christian Democrats
17	<a href="#">f85</a>	Q.8 Parties forming the government: Social Democrats	Which party or parties would you prefer to form the government after the election today? - Social Democrats
18	<a href="#">f86</a>	Q.8 Parties forming the government: Left Party	Which party or parties would you prefer to form the government after the election today? - Left Party
19	<a href="#">f87</a>	Q.8 Parties forming the government: Green Party	Which party or parties would you prefer to form the government after the election today? - Green Party
20	<a href="#">f88</a>	Q.8 Parties forming the government: Sweden Democrats	Which party or parties would you prefer to form the government after the election today? - Sweden Democrats
21	<a href="#">f89</a>	Q.8 Parties forming the government: Feminist Initiativ	Which party or parties would you prefer to form the government after the election today? - Feminist Initiativ
22	<a href="#">f810</a>	Q.8 Parties forming the government: No opinion	Which party or parties would you prefer to form the government after the election today? - No opinion
23	<a href="#">f9</a>	Q.9 Subjective placement on ideological left-right scale	Sometimes people talk of political opinions in terms of left-right. Where would you place yourself?
24	<a href="#">f10</a>	Q.10 Proposition: Significantly raise the severity of prison sentences for criminals	Vilken är Din åsikt om följande förslag? - Significantly raise the severity of prison sentences for criminals

**Fil VALU2018**

	<b>Namn</b>	<b>Etikett</b>	<b>Fråga</b>
25	<a href="#">f11</a>	Q.11 Proposition: Accept fewer refugees into Sweden	What is your opinion on the following proposition? - Accept fewer refugees into Sweden
26	<a href="#">f12</a>	Q.12 Proposition: Profit-sharing shall not be allowed in tax-funded health care, schools and welfare	Vilken är Din åsikt om följande förslag? - Profit-sharing shall not be allowed in tax-funded health care, schools and welfare
27	<a href="#">f13</a>	Q.13 Proposition: Sweden should apply for NATO membership	Vilken är Din åsikt om följande förslag? - Sweden should apply for NATO membership
28	<a href="#">f14</a>	Q.14 Proposition: Sweden should withdraw from the EU	Vilken är Din åsikt om följande förslag? - Sweden should withdraw from the EU
29	<a href="#">f15</a>	Q.15 Gender	Are you a woman or a man?
30	<a href="#">f16</a>	Q.16 Year of birth	What year were you born?
31	<a href="#">f17</a>	Q.17 Area/country of upbringing: Yourself	Where did you, your father and your mother for the most part live as a child? - Yourself
32	<a href="#">f18</a>	Q.18 Area/country of upbringing: Your father	Where did you, your father and your mother for the most part live as a child? - Your father
33	<a href="#">f19</a>	Q.19 Area/country of upbringing: Your mother	Where did you, your father and your mother for the most part live as a child? - Your mother
34	<a href="#">f20</a>	Q.20 Education	What level of education do you have?
35	<a href="#">f21</a>	Q.21 Church/communion attendance	How often do you usually attend a service or a meeting in a church/communion?
36	<a href="#">f22</a>	Q.22 Labour market situation	Which of these groups do you belong to?
37	<a href="#">f23</a>	Q.23 Current or previous occupational group	Which of these occupational groups do you/did you belong to?
38	<a href="#">f24</a>	Q.24 Employment sector	Are/were you employed by the state, local government or a private employer?
39	<a href="#">f25</a>	Q.25 Union membership	Are you a member in a trade/labour union?
40	<a href="#">f26</a>	Q.26 Importance for choice of party: Party leader	What importance had the party leader for your choice of party today?
41	<a href="#">f27</a>	Q.27 Important issue for choice of party: Taxes	How important were the following issues for your choice of party today in the parliamentary election? - Taxes
42	<a href="#">f28</a>	Q.28 Important issue for choice of party: Environment	How important were the following issues for your choice of party today in the parliamentary election? - Environment
43	<a href="#">f29</a>	Q.29 Important issue for choice of party: Employment	How important were the following issues for your choice of party today in the parliamentary election? - Employment
44	<a href="#">f30</a>	Q.30 Important issue for choice of party: Swedish economy	How important were the following issues for your choice of party today in the parliamentary election? - Swedish economy
45	<a href="#">f31</a>	Q.31 Important issue for choice of party: Your own private economy	How important were the following issues for your choice of party today in the parliamentary election? - Your own private economy
46	<a href="#">f32</a>	Q.32 Important issue for choice of party: Defence issues	How important were the following issues for your choice of party today in the parliamentary election? - Defence issues
47	<a href="#">f33</a>	Q.33 Important issue for choice of party: Law and order	How important were the following issues for your choice of party today in the parliamentary election? - Law and order
48	<a href="#">f34</a>	Q.34 Important issue for choice of party: Refugees/immigration	How important were the following issues for your choice of party today in the parliamentary election? - Refugees/immigration
49	<a href="#">f35</a>	Q.35 Important issue for choice of party: EU	How important were the following issues for your choice of party today in the parliamentary election? - EU



**Fil VALU2018**

	<b>Namn</b>	<b>Etikett</b>	<b>Fråga</b>
50	<a href="#">f36</a>	Q.36 Important issue for choice of party: Health care	How important were the following issues for your choice of party today in the parliamentary election? - Health care
51	<a href="#">f37</a>	Q.37 Important issue for choice of party: Equality of opportunity between women and men	How important were the following issues for your choice of party today in the parliamentary election? - Equality of opportunity between women and men
52	<a href="#">f38</a>	Q.38 Important issue for choice of party: Schools and education	How important were the following issues for your choice of party today in the parliamentary election? - Schools and education
53	<a href="#">f39</a>	Q.39 Important issue for choice of party: Conditions for business	How important were the following issues for your choice of party today in the parliamentary election? - Conditions for business
54	<a href="#">f40</a>	Q.40 Important issue for choice of party: Energy and nuclear power	How important were the following issues for your choice of party today in the parliamentary election? - Energy and nuclear power
55	<a href="#">f41</a>	Q.41 Important issue for choice of party: Elderly care	How important were the following issues for your choice of party today in the parliamentary election? - Elderly care
56	<a href="#">f42</a>	Q.42 Important issue for choice of party: Social welfare	How important were the following issues for your choice of party today in the parliamentary election? - Social welfare
57	<a href="#">f43</a>	Q.43 Important issue for choice of party: Pensions	How important were the following issues for your choice of party today in the parliamentary election? - Pensions
58	<a href="#">f44</a>	Q.44 Important issue for choice of party: The housing issue	How important were the following issues for your choice of party today in the parliamentary election? - The housing issue
59	<a href="#">f45</a>	Q.45 Important issue for choice of party: The issue of welfare profits	How important were the following issues for your choice of party today in the parliamentary election? - The issue of welfare profits
60	<a href="#">f46</a>	Q.46 Political party with best politics: Taxes	Which political party do you think has the best politics on taxes
61	<a href="#">f47</a>	Q.47 Political party with best politics: Environment	Which political party do you think has the best politics on environment
62	<a href="#">f48</a>	Q.48 Political party with best politics: Employment	Which political party do you think has the best politics on employment
63	<a href="#">f49</a>	Q.49 Political party with best politics: Swedish economy	Which political party do you think has the best politics on the Swedish economy
64	<a href="#">f50</a>	Q.50 Political party with best politics: Your own economy	Which political party do you think has the best politics on your own economy
65	<a href="#">f51</a>	Q.51 Political party with best politics: Law and order	Which political party do you think has the best politics on law and order
66	<a href="#">f52</a>	Q.52 Political party with best politics: Refugees/immigration	Which political party do you think has the best politics on refugees/immigration
67	<a href="#">f53</a>	Q.53 Political party with best politics: Health care	Which political party do you think has the best politics on health care
68	<a href="#">f54</a>	Q.54 Political party with best politics: Equality of opportunity between women and men	Which political party do you think has the best politics on equality of opportunity between women and men
69	<a href="#">f55</a>	Q.55 Political party with best politics: Schools and education	Which political party do you think has the best politics on schools and education
70	<a href="#">f56</a>	Q.56 Political party with best politics: Social welfare	Which political party do you think has the best politics on social welfare
71	<a href="#">f57</a>	Q.57 Political party with best politics: Pensions	Which political party do you think has the best politics on pensions

**Fil VALU2018**

	<b>Namn</b>	<b>Etikett</b>	<b>Fråga</b>
72	<a href="#">f58</a>	Q.58 Political party with best politics: The issue of welfare profits	Which political party do you think has the best politics on the issue of welfare profits

# Variabelbeskrivning

Datasetet innehåller 72 variabler

## Fil : VALU2018

### SND\_studie: SND study 1067

**Variabeltext:** SND study 1067: VALU 2014 - SVT exit poll survey parliamentary election 2018

Värde	Etikett	Fall	Procentandel
1067	SND 1067	11808	100.0%

**Information:** Typ: diskret, Format: numeric, Spann: 1067-1067, Missing: \*

**Statistik (Ej vikt./ Vikt.):** Valid: (11808 / -) Ej valid: (0 / -)

### SND\_dataset: SND dataset 1067-001

**Variabeltext:** SND dataset 1067-001: VALU 2014 - SVT exit poll survey parliamentary election 2018

Värde	Etikett	Fall	Procentandel
1	SND1067-001	11808	100.0%

**Information:** Typ: diskret, Format: numeric, Spann: 1-1, Missing: \*

**Statistik (Ej vikt./ Vikt.):** Valid: (11808 / -) Ej valid: (0 / -)

### SND\_version: SND version 1.0

**Variabeltext:** SND version 1.0, 2018-11-22

Värde	Etikett	Fall	Procentandel
1	SND 1.0	11808	100.0%

**Information:** Typ: diskret, Format: numeric, Spann: 1-1, Missing: \*

**Statistik (Ej vikt./ Vikt.):** Valid: (11808 / -) Ej valid: (0 / -)

### ort: Central location

**Variabeltext:** Central location

Värde	Etikett	Fall	Procentandel
1	East (Stockholm)	3028	25.6%
2	South (Lund)	3185	27.0%
3	West (Göteborg)	3180	26.9%
4	North (Östersund)	2415	20.5%

**Information:** Typ: diskret, Format: numeric, Spann: 1-4, Missing: \*

**Statistik (Ej vikt./ Vikt.):** Valid: (11808 / -) Ej valid: (0 / -)

### typ: Vote in advance or vote at poll station

**Variabeltext:** Vote in advance or vote at poll station

**Fil : VALU2018****typ: Vote in advance or vote at poll station**

Värde	Etikett	Fall	Procentandel
1	Vote in advance	3774	32.0%
2	Vote at poll station	8034	68.0%

**Information:** Typ: diskret, Format: numeric, Spann: 1-2, Missing: \*

**Statistik (Ej vikt./ Vikt.):** Valid: (11808 / -) Ej valid: (0 / -)

**f1: Q.1 Party voted for in the 2018 parliamentary election**

**Frågetext:** Which party did you vote for today in the parliamentary election

Värde	Etikett	Fall	Procentandel
1	Moderate Party	2007	17.4%
2	Centre Party	1144	9.9%
3	Liberal Party	767	6.7%
4	Christian Democrats	756	6.6%
5	Social Democrats	3263	28.4%
6	Left Party	1272	11.1%
7	Green Party	720	6.3%
81	Sweden Democrats	1242	10.8%
82	Feminist Initiativ	92	0.8%
83	Other party	128	1.1%
84	Blank	61	0.5%
85	Did not vote	10	0.1%
86	Not entitled to vote	46	0.4%
999	NA	300	

**Information:** Typ: diskret, Format: numeric, Spann: 1-86, Missing: \*/999

**Statistik (Ej vikt./ Vikt.):** Valid: (11508 / -) Ej valid: (300 / -)

**f2: Q.2 Party voted for in the 2018 local election**

**Frågetext:** Which party did you vote for today in the local election

Värde	Etikett	Fall	Procentandel
1	Moderate Party	1902	17.0%
2	Centre Party	1262	11.3%
3	Liberal Party	925	8.3%
4	Christian Democrats	533	4.8%
5	Social Democrats	2988	26.7%
6	Left Party	1135	10.2%
7	Green Party	742	6.6%
81	Sweden Democrats	843	7.5%
82	Feminist Initiativ	195	1.7%
83	Other party	563	5.0%

**Fil : VALU2018****f2: Q.2 Party voted for in the 2018 local election**

Värde	Etikett	Fall	Procentandel
84	Blank	71	0.6%
85	Did not vote	18	0.2%
86	Not entitled to vote	5	0.0%
999	NA	626	

**Information:** Typ: diskret, Format: numeric, Spann: 1-86, Missing: \*/999

**Statistik (Ej vikt./ Vikt.):** Valid: (11182 / -) Ej valid: (626 / -)

**f3: Q.3 Marked a candidate on the ballot in the parliament election**

**Frågetext:** Did you use the opportunity to vote for a particular candidate on your ballot in the parliamentary election?

Värde	Etikett	Fall	Procentandel
1	Yes	3812	34.3%
2	No	7302	65.7%
999	NA	694	

**Information:** Typ: diskret, Format: numeric, Spann: 1-2, Missing: \*/999

**Statistik (Ej vikt./ Vikt.):** Valid: (11114 / -) Ej valid: (694 / -)

**f4: Q.4 Marked a candidate on the ballot in the local election**

**Frågetext:** Did you use the opportunity to vote for a particular candidate on your ballot in the local election?

Värde	Etikett	Fall	Procentandel
1	Yes	4258	37.9%
2	No	6968	62.1%
999	NA	582	

**Information:** Typ: diskret, Format: numeric, Spann: 1-2, Missing: \*/999

**Statistik (Ej vikt./ Vikt.):** Valid: (11226 / -) Ej valid: (582 / -)

**f5: Q.5 Time for party choice**

**Frågetext:** When did you decide how to vote in the parliamentary election this year?

Värde	Etikett	Fall	Procentandel
1	Today	1558	13.5%
2	During the past week	2882	25.0%
3	Earlier during the election campaign	2755	23.9%
4	Have known for a long time how I was going to vote	4345	37.7%
999	NA	268	

**Information:** Typ: diskret, Format: numeric, Spann: 1-4, Missing: \*/999

**Statistik (Ej vikt./ Vikt.):** Valid: (11540 / -) Ej valid: (268 / -)

**Fil : VALU2018****f6: Q.6 Party voted for in the 2014 Parliamentary election****Frågetext:** Which party did you vote for in the last parliamentary election in 2014?

Värde	Etikett	Fall	Procentandel
1	Moderate Party	2352	20.6%
2	Centre Party	692	6.1%
3	Liberal Party	676	5.9%
4	Christian Democrats	368	3.2%
5	Social Democrats	3365	29.4%
6	Left Party	747	6.5%
7	Green Party	955	8.4%
81	Sweden Democrats	785	6.9%
82	Feminist Initiativ	325	2.8%
83	Other party	86	0.8%
84	Blank	116	1.0%
85	Did not vote	230	2.0%
86	Not entitled to vote 2014	731	6.4%
999	NA	380	

**Information:** Typ: diskret, Format: numeric, Spann: 1-86, Missing: \*/999**Statistik (Ej vikt./ Vikt.):** Valid: (11428 / -) Ej valid: (380 / -)**f7: Q.7 Trust in Swedish politicians****Frågetext:** In general, how much trust do you have in Swedish politicians?

Värde	Etikett	Fall	Procentandel
1	Very high	1103	9.6%
2	Quite high	6078	52.8%
3	Quite low	3411	29.6%
4	Very low	915	8.0%
999	NA	301	

**Information:** Typ: diskret, Format: numeric, Spann: 1-4, Missing: \*/999**Statistik (Ej vikt./ Vikt.):** Valid: (11507 / -) Ej valid: (301 / -)**f81: Q.8 Parties forming the government: Moderate Party****Frågetext:** Which party or parties would you prefer to form the government after the election today? - Moderate Party

Värde	Etikett	Fall	Procentandel
0	Not marked	7070	61.4%
1	Moderate Party	4439	38.6%
999	NA	299	

**Information:** Typ: diskret, Format: numeric, Spann: 0-1, Missing: \*/999**Statistik (Ej vikt./ Vikt.):** Valid: (11509 / -) Ej valid: (299 / -)

**Fil : VALU2018****f81: Q.8 Parties forming the government: Moderate Party****f82: Q.8 Parties forming the government: Centre Party****Frågetext:** Which party or parties would you prefer to form the government after the election today? - Centre Party

Värde	Etikett	Fall	Procentandel
0	Not marked	7306	63.5%
1	Centre Party	4203	36.5%
999	NA	299	

**Information:** Typ: diskret, Format: numeric, Spann: 0-1, Missing: \*/999**Statistik (Ej vikt./ Vikt.):** Valid: (11509 / -) Ej valid: (299 / -)**f83: Q.8 Parties forming the government: Liberal Party****Frågetext:** Which party or parties would you prefer to form the government after the election today? - Liberal Party

Värde	Etikett	Fall	Procentandel
0	Not marked	7801	67.8%
1	Liberal Party	3708	32.2%
999	NA	299	

**Information:** Typ: diskret, Format: numeric, Spann: 0-1, Missing: \*/999**Statistik (Ej vikt./ Vikt.):** Valid: (11509 / -) Ej valid: (299 / -)**f84: Q.8 Parties forming the government: Christian Democrats****Frågetext:** Which party or parties would you prefer to form the government after the election today? - Christian Democrats

Värde	Etikett	Fall	Procentandel
0	Not marked	8628	75.0%
1	Christian Democrats	2881	25.0%
999	NA	299	

**Information:** Typ: diskret, Format: numeric, Spann: 0-1, Missing: \*/999**Statistik (Ej vikt./ Vikt.):** Valid: (11509 / -) Ej valid: (299 / -)**f85: Q.8 Parties forming the government: Social Democrats****Frågetext:** Which party or parties would you prefer to form the government after the election today? - Social Democrats

Värde	Etikett	Fall	Procentandel
0	Not marked	6247	54.3%
1	Social Democrats	5262	45.7%
999	NA	299	

**Information:** Typ: diskret, Format: numeric, Spann: 0-1, Missing: \*/999**Statistik (Ej vikt./ Vikt.):** Valid: (11509 / -) Ej valid: (299 / -)

**Fil : VALU2018****f85: Q.8 Parties forming the government: Social Democrats****f86: Q.8 Parties forming the government: Left Party****Frågetext:** Which party or parties would you prefer to form the government after the election today? - Left Party

Värde	Etikett	Fall	Procentandel
0	Not marked	8482	73.7%
1	Left Party	3027	26.3%
999	NA	299	

**Information:** Typ: diskret, Format: numeric, Spann: 0-1, Missing: \*/999**Statistik (Ej vikt./ Vikt.):** Valid: (11509 / -) Ej valid: (299 / -)**f87: Q.8 Parties forming the government: Green Party****Frågetext:** Which party or parties would you prefer to form the government after the election today? - Green Party

Värde	Etikett	Fall	Procentandel
0	Not marked	8462	73.5%
1	Green Party	3047	26.5%
999	NA	299	

**Information:** Typ: diskret, Format: numeric, Spann: 0-1, Missing: \*/999**Statistik (Ej vikt./ Vikt.):** Valid: (11509 / -) Ej valid: (299 / -)**f88: Q.8 Parties forming the government: Sweden Democrats****Frågetext:** Which party or parties would you prefer to form the government after the election today? - Sweden Democrats

Värde	Etikett	Fall	Procentandel
0	Not marked	9700	84.3%
1	Sweden Democrats	1809	15.7%
999	NA	299	

**Information:** Typ: diskret, Format: numeric, Spann: 0-1, Missing: \*/999**Statistik (Ej vikt./ Vikt.):** Valid: (11509 / -) Ej valid: (299 / -)**f89: Q.8 Parties forming the government: Feminist Initiativ****Frågetext:** Which party or parties would you prefer to form the government after the election today? - Feminist Initiativ

Värde	Etikett	Fall	Procentandel
0	Not marked	10384	90.2%
1	Feminist Initiativ	1125	9.8%
999	NA	299	

**Information:** Typ: diskret, Format: numeric, Spann: 0-1, Missing: \*/999**Statistik (Ej vikt./ Vikt.):** Valid: (11509 / -) Ej valid: (299 / -)



**Fil : VALU2018****f89: Q.8 Parties forming the government: Feminist Initiativ****f810: Q.8 Parties forming the government: No opinion****Frågetext:** Which party or parties would you prefer to form the government after the election today? - No opinion

Värde	Etikett	Fall	Procentandel
0	Not marked	11262	97.9%
1	No opinion	247	2.1%
999	NA	299	

**Information:** Typ: diskret, Format: numeric, Spann: 0-1, Missing: \*/999**Statistik (Ej vikt./ Vikt.):** Valid: (11509 / -) Ej valid: (299 / -)**f9: Q.9 Subjective placement on ideological left-right scale****Frågetext:** Sometimes people talk of political opinions in terms of left-right. Where would you place yourself?

Värde	Etikett	Fall	Procentandel
1	Clearly to the left	2297	20.4%
2	Somewhat to the left	2340	20.8%
3	Neither left nor right	2253	20.1%
4	Somewhat to the right	2771	24.7%
5	Clearly to the right	1574	14.0%
999	NA	573	

**Information:** Typ: diskret, Format: numeric, Spann: 1-5, Missing: \*/999**Statistik (Ej vikt./ Vikt.):** Valid: (11235 / -) Ej valid: (573 / -)**f10: Q.10 Proposition: Significantly raise the severity of prison sentences for criminals****Frågetext:** Vilken är Din åsikt om följande förslag? - Significantly raise the severity of prison sentences for criminals

Värde	Etikett	Fall	Procentandel
1	Very good proposition	4698	41.6%
2	Rather good proposition	3250	28.8%
3	Neither good nor bad	1767	15.6%
4	Rather bad proposition	1054	9.3%
5	Very bad proposition	525	4.6%
999	NA	514	

**Information:** Typ: diskret, Format: numeric, Spann: 1-5, Missing: \*/999**Statistik (Ej vikt./ Vikt.):** Valid: (11294 / -) Ej valid: (514 / -)**f11: Q.11 Proposition: Accept fewer refugees into Sweden****Frågetext:** What is your opinion on the following proposition? - Accept fewer refugees into Sweden

**Fil : VALU2018****f11: Q.11 Proposition: Accept fewer refugees into Sweden**

Värde	Etikett	Fall	Procentandel
1	Mycket bra förslag	2793	24.8%
2	Ganska bra förslag	2484	22.1%
3	Varken bra eller dåligt	2566	22.8%
4	Ganska dåligt förslag	1949	17.3%
5	Mycket dåligt förslag	1458	13.0%
999	Uppgift saknas	558	

**Information:** Typ: diskret, Format: numeric, Spann: 1-5, Missing: \*/999

**Statistik (Ej vikt./ Vikt.):** Valid: (11250 / -) Ej valid: (558 / -)

**f12: Q.12 Proposition: Profit-sharing shall not be allowed in tax-funded health care, schools and welfare**

**Frågetext:** Vilken är Din åsikt om följande förslag? - Profit-sharing shall not be allowed in tax-funded health care, schools and welfare

Värde	Etikett	Fall	Procentandel
1	Mycket bra förslag	4069	37.1%
2	Ganska bra förslag	2177	19.9%
3	Varken bra eller dåligt	1914	17.5%
4	Ganska dåligt förslag	1574	14.4%
5	Mycket dåligt förslag	1228	11.2%
999	Uppgift saknas	846	

**Information:** Typ: diskret, Format: numeric, Spann: 1-5, Missing: \*/999

**Statistik (Ej vikt./ Vikt.):** Valid: (10962 / -) Ej valid: (846 / -)

**f13: Q.13 Proposition: Sweden should apply for NATO membership**

**Frågetext:** Vilken är Din åsikt om följande förslag? - Sweden should apply for NATO membership

Värde	Etikett	Fall	Procentandel
1	Mycket bra förslag	1566	14.3%
2	Ganska bra förslag	1964	17.9%
3	Varken bra eller dåligt	3307	30.1%
4	Ganska dåligt förslag	1664	15.2%
5	Mycket dåligt förslag	2476	22.6%
999	Uppgift saknas	831	

**Information:** Typ: diskret, Format: numeric, Spann: 1-5, Missing: \*/999

**Statistik (Ej vikt./ Vikt.):** Valid: (10977 / -) Ej valid: (831 / -)

**f14: Q.14 Proposition: Sweden should withdraw from the EU**

**Frågetext:** Vilken är Din åsikt om följande förslag? - Sweden should withdraw from the EU

**Fil : VALU2018****f14: Q.14 Proposition: Sweden should withdraw from the EU**

Värde	Etikett	Fall	Procentandel
1	Mycket bra förslag	816	7.3%
2	Ganska bra förslag	687	6.2%
3	Varken bra eller dåligt	1628	14.6%
4	Ganska dåligt förslag	1905	17.1%
5	Mycket dåligt förslag	6112	54.8%
999	Uppgift saknas	660	

**Information:** Typ: diskret, Format: numeric, Spann: 1-5, Missing: \*/999

**Statistik (Ej vikt./ Vikt.):** Valid: (11148 / -) Ej valid: (660 / -)

**f15: Q.15 Gender**

**Frågetext:** Are you a woman or a man?

Värde	Etikett	Fall	Procentandel
1	Woman	5875	52.7%
2	Man	5267	47.3%
999	NA	666	

**Information:** Typ: diskret, Format: numeric, Spann: 1-2, Missing: \*/999

**Statistik (Ej vikt./ Vikt.):** Valid: (11142 / -) Ej valid: (666 / -)

**f16: Q.16 Year of birth**

**Frågetext:** What year were you born?

Värde	Etikett	Fall	Procentandel
1918	1918	2	0.0%
1919	1919	1	0.0%
1921	1921	1	0.0%
1924	1924	1	0.0%
1925	1925	4	0.0%
1926	1926	3	0.0%
1927	1927	2	0.0%
1928	1928	5	0.0%
1929	1929	5	0.0%
1930	1930	14	0.1%
1931	1931	18	0.2%
1932	1932	22	0.2%
1933	1933	19	0.2%
1934	1934	29	0.3%
1935	1935	35	0.3%
1936	1936	28	0.2%
1937	1937	40	0.3%

**Fil : VALU2018****f16: Q.16 Year of birth**

Värde	Etikett	Fall	Procentandel
1938	1938	60	0.5%
1939	1939	60	0.5%
1940	1940	65	0.6%
1941	1941	85	0.7%
1942	1942	127	1.1%
1943	1943	117	1.0%
1944	1944	132	1.2%
1945	1945	145	1.3%
1946	1946	168	1.5%
1947	1947	161	1.4%
1948	1948	149	1.3%
1949	1949	157	1.4%
1950	1950	151	1.3%
1951	1951	172	1.5%
1952	1952	161	1.4%
1953	1953	178	1.6%
1954	1954	181	1.6%
1955	1955	166	1.4%
1956	1956	169	1.5%
1957	1957	176	1.5%
1958	1958	185	1.6%
1959	1959	173	1.5%
1960	1960	172	1.5%
1961	1961	182	1.6%
1962	1962	177	1.5%
1963	1963	190	1.7%
1964	1964	229	2.0%
1965	1965	208	1.8%
1966	1966	205	1.8%
1967	1967	211	1.8%
1968	1968	197	1.7%
1969	1969	206	1.8%
1970	1970	237	2.1%
1971	1971	231	2.0%
1972	1972	199	1.7%
1973	1973	224	2.0%
1974	1974	212	1.8%
1975	1975	196	1.7%
1976	1976	186	1.6%
1977	1977	199	1.7%
1978	1978	190	1.7%

**Fil : VALU2018****f16: Q.16 Year of birth**

Värde	Etikett	Fall	Procentandel
1979	1979	201	1.8%
1980	1980	184	1.6%
1981	1981	208	1.8%
1982	1982	195	1.7%
1983	1983	205	1.8%
1984	1984	193	1.7%
1985	1985	206	1.8%
1986	1986	184	1.6%
1987	1987	209	1.8%
1988	1988	230	2.0%
1989	1989	200	1.7%
1990	1990	238	2.1%
1991	1991	233	2.0%
1992	1992	217	1.9%
1993	1993	199	1.7%
1994	1994	201	1.8%
1995	1995	167	1.5%
1996	1996	181	1.6%
1997	1997	159	1.4%
1998	1998	160	1.4%
1999	1999	164	1.4%
2000	2000	116	1.0%
999	Uppgift saknas	340	

**Information:** Typ: kontinuerlig, Format: numeric, Spann: 1918-2000, Missing: \*/999

**Statistik (Ej vikt./ Vikt.):** Valid: (11468 / -) Ej valid: (340 / -)

**f17: Q.17 Area/country of upbringing: Yourself**

**Frågetext:** Where did you, your father and your mother for the most part live as a child? - Yourself

Värde	Etikett	Fall	Procentandel
1	Rural area in Sweden	2254	20.0%
2	Village in Sweden	3909	34.7%
3	City/town in Sweden	2629	23.3%
4	Stockholm, Gothenburg, Malmö	1702	15.1%
5	Other Nordic country	165	1.5%
6	Other European country	281	2.5%
7	Non-European country	335	3.0%
999	NA	533	

**Information:** Typ: diskret, Format: numeric, Spann: 1-7, Missing: \*/999

**Statistik (Ej vikt./ Vikt.):** Valid: (11275 / -) Ej valid: (533 / -)

**Fil : VALU2018****f17: Q.17 Area/country of upbringing: Yourself****f18: Q.18 Area/country of upbringing: Your father****Frågetext:** Where did you, your father and your mother for the most part live as a child? - Your father

Värde	Etikett	Fall	Procentandel
1	Rural area in Sweden	3083	28.3%
2	Village in Sweden	3188	29.2%
3	City/town in Sweden	1979	18.2%
4	Stockholm, Gothenburg, Malmö	1285	11.8%
5	Other Nordic country	305	2.8%
6	Other European country	497	4.6%
7	Non-European country	564	5.2%
999	NA	907	





**Information:** Typ: diskret, Format: numeric, Spann: 1-7, Missing: \*/999**Statistik (Ej vikt./ Vikt.):** Valid: (10901 / -) Ej valid: (907 / -)**f19: Q.19 Area/country of upbringing: Your mother****Frågetext:** Where did you, your father and your mother for the most part live as a child? - Your mother

Värde	Etikett	Fall	Procentandel
1	Rural area in Sweden	3027	27.7%
2	Village in Sweden	3266	29.9%
3	City/town in Sweden	1992	18.2%
4	Stockholm, Gothenburg, Malmö	1250	11.4%
5	Other Nordic country	383	3.5%
6	Other European country	472	4.3%
7	Non-European country	546	5.0%
999	NA	872	








**Information:** Typ: diskret, Format: numeric, Spann: 1-7, Missing: \*/999**Statistik (Ej vikt./ Vikt.):** Valid: (10936 / -) Ej valid: (872 / -)**f20: Q.20 Education****Frågetext:** What level of education do you have?

Värde	Etikett	Fall	Procentandel
1	Not completed compulsory school	231	2.1%
2	Compulsory school or equivalent	943	8.5%
3	Degree from upper secondary school or equivalent	2905	26.2%
4	Post-secondary education, not higher education	1230	11.1%
5	Studies/degree higher education	5465	49.3%
6	Studies/degree postgraduate programme	316	2.8%
999	Uppgift saknas	718	








**Fil : VALU2018****f20: Q.20 Education****Information:** Typ: diskret, Format: numeric, Spann: 1-6, Missing: \*/999**Statistik (Ej vikt./ Vikt.):** Valid: (11090 / -) Ej valid: (718 / -)**f21: Q.21 Church/communion attendance****Frågetext:** How often do you usually attend a service or a meeting in a church/communion?

Värde	Etikett	Fall	Procentandel
1	At least once a month	762	 6.6%
2	A couple of times a year	1665	 14.5%
3	Less frequently	3191	 27.7%
4	Never	5900	 51.2%
999	NA	290	

**Information:** Typ: diskret, Format: numeric, Spann: 1-4, Missing: \*/999**Statistik (Ej vikt./ Vikt.):** Valid: (11518 / -) Ej valid: (290 / -)**f22: Q.22 Labour market situation****Frågetext:** Which of these groups do you belong to?

Värde	Etikett	Fall	Procentandel
1	Gainfully employed (including on sick leave, parental leave)	6701	 61.4%
2	Participating in labour market policy measures	482	 4.4%
3	Unemployed	212	 1.9%
4	Old age/early retirement contractual pensioner	2267	 20.8%
5	Have sickness/activity compensation	227	 2.1%
6	Homeworker	65	 0.6%
7	Student	961	 8.8%
999	NA	893	

**Information:** Typ: diskret, Format: numeric, Spann: 1-7, Missing: \*/999**Statistik (Ej vikt./ Vikt.):** Valid: (10915 / -) Ej valid: (893 / -)**f23: Q.23 Current or previous occupational group****Frågetext:** Which of these occupational groups do you/did you belong to?

Värde	Etikett	Fall	Procentandel
1	White-collar worker	3826	 34.8%
2	White-collar worker with supervisory status	1390	 12.6%
3	White-collar worker in a senior leadership position	702	 6.4%
4	Blue collar worker	3348	 30.5%
5	Blue collar worker with supervisory status	492	 4.5%
6	Farmer	44	 0.4%
7	Self-employed: no employee	421	 3.8%

**Fil : VALU2018****f23: Q.23 Current or previous occupational group**

Värde	Etikett	Fall	Procentandel
81	Self-employed: at least one employee	471	4.3%
82	Never had paid work	300	2.7%
999	NANA	814	

**Information:** Typ: diskret, Format: numeric, Spann: 1-82, Missing: \*/999

**Statistik (Ej vikt./ Vikt.):** Valid: (10994 / -) Ej valid: (814 / -)

**f24: Q.24 Employment sector**

**Frågetext:** Are/were you employed by the state, local government or a private employer?

Värde	Etikett	Fall	Procentandel
1	State	1384	12.6%
2	Local/regional government	3452	31.5%
3	Private	5757	52.6%
4	Never had paid work	360	3.3%
999	NA	855	

**Information:** Typ: diskret, Format: numeric, Spann: 1-4, Missing: \*/999

**Statistik (Ej vikt./ Vikt.):** Valid: (10953 / -) Ej valid: (855 / -)

**f25: Q.25 Union membership**

**Frågetext:** Are you a member in a trade/labour union?

Värde	Etikett	Fall	Procentandel
1	Yes, a LO union	2266	20.9%
2	Yes, a TCO union	1586	14.6%
3	Yes, a SACO union	1729	15.9%
4	No	5274	48.6%
999	NA	953	

**Information:** Typ: diskret, Format: numeric, Spann: 1-4, Missing: \*/999

**Statistik (Ej vikt./ Vikt.):** Valid: (10855 / -) Ej valid: (953 / -)

**f26: Q.26 Importance for choice of party: Party leader**

**Frågetext:** What importance had the party leader for your choice of party today?

Värde	Etikett	Fall	Procentandel
1	Very great	2987	26.4%
2	Fairly great	4017	35.5%
3	Neither great nor small	2592	22.9%
4	Fairly small	1070	9.4%
5	Very small	662	5.8%



**Fil : VALU2018****f26: Q.26 Importance for choice of party: Party leader**

Värde	Etikett	Fall	Procentandel
999	NA	480	

**Information:** Typ: diskret, Format: numeric, Spann: 1-5, Missing: \*/999

**Statistik (Ej vikt./ Vikt.):** Valid: (11328 / -) Ej valid: (480 / -)

**f27: Q.27 Important issue for choice of party: Taxes**

**Frågetext:** How important were the following issues for your choice of party today in the parliamentary election? - Taxes

Värde	Etikett	Fall	Procentandel
1	Very great importance	3376	31.6%
2	Fairly great importance	4254	39.8%
3	Neither great nor small importance	2103	19.7%
4	Fairly small importance	736	6.9%
5	Very small importance	221	2.1%
999	NA	1118	

**Information:** Typ: diskret, Format: numeric, Spann: 1-5, Missing: \*/999

**Statistik (Ej vikt./ Vikt.):** Valid: (10690 / -) Ej valid: (1118 / -)

**f28: Q.28 Important issue for choice of party: Environment**

**Frågetext:** How important were the following issues for your choice of party today in the parliamentary election? - Environment

Värde	Etikett	Fall	Procentandel
1	Very great importance	3863	36.2%
2	Fairly great importance	4229	39.6%
3	Neither great nor small importance	1835	17.2%
4	Fairly small importance	499	4.7%
5	Very small importance	244	2.3%
999	NA	1138	

**Information:** Typ: diskret, Format: numeric, Spann: 1-5, Missing: \*/999

**Statistik (Ej vikt./ Vikt.):** Valid: (10670 / -) Ej valid: (1138 / -)

**f29: Q.29 Important issue for choice of party: Employment**

**Frågetext:** How important were the following issues for your choice of party today in the parliamentary election? - Employment

Värde	Etikett	Fall	Procentandel
1	Very great importance	3762	36.0%
2	Fairly great importance	4655	44.6%
3	Neither great nor small importance	1694	16.2%
4	Fairly small importance	235	2.2%
5	Very small importance	101	1.0%

**Fil : VALU2018****f29: Q.29 Important issue for choice of party: Employment**

Värde	Etikett	Fall	Procentandel
999	NA	1361	

**Information:** Typ: diskret, Format: numeric, Spann: 1-5, Missing: \*/999

**Statistik (Ej vikt./ Vikt.):** Valid: (10447 / -) Ej valid: (1361 / -)

**f30: Q.30 Important issue for choice of party: Swedish economy**

**Frågetext:** How important were the following issues for your choice of party today in the parliamentary election? - Swedish economy

Värde	Etikett	Fall	Procentandel
1	Very great importance	4401	42.1%
2	Fairly great importance	4351	41.6%
3	Neither great nor small importance	1411	13.5%
4	Fairly small importance	222	2.1%
5	Very small importance	80	0.8%
999	NA	1343	

**Information:** Typ: diskret, Format: numeric, Spann: 1-5, Missing: \*/999

**Statistik (Ej vikt./ Vikt.):** Valid: (10465 / -) Ej valid: (1343 / -)

**f31: Q.31 Important issue for choice of party: Your own private economy**

**Frågetext:** How important were the following issues for your choice of party today in the parliamentary election? - Your own private economy

Värde	Etikett	Fall	Procentandel
1	Very great importance	3409	32.7%
2	Fairly great importance	3397	32.6%
3	Neither great nor small importance	2376	22.8%
4	Fairly small importance	826	7.9%
5	Very small importance	414	4.0%
999	NA	1386	

**Information:** Typ: diskret, Format: numeric, Spann: 1-5, Missing: \*/999

**Statistik (Ej vikt./ Vikt.):** Valid: (10422 / -) Ej valid: (1386 / -)

**f32: Q.32 Important issue for choice of party: Defence issues**

**Frågetext:** How important were the following issues for your choice of party today in the parliamentary election? - Defence issues

Värde	Etikett	Fall	Procentandel
1	Very great importance	2083	20.2%
2	Fairly great importance	3002	29.1%
3	Neither great nor small importance	3124	30.3%
4	Fairly small importance	1392	13.5%
5	Very small importance	701	6.8%

**Fil : VALU2018****f32: Q.32 Important issue for choice of party: Defence issues**

Värde	Etikett	Fall	Procentandel
999	NA	1506	

**Information:** Typ: diskret, Format: numeric, Spann: 1-5, Missing: \*/999

**Statistik (Ej vikt./ Vikt.):** Valid: (10302 / -) Ej valid: (1506 / -)

**f33: Q.33 Important issue for choice of party: Law and order**

**Frågetext:** How important were the following issues for your choice of party today in the parliamentary election? - Law and order

Värde	Etikett	Fall	Procentandel
1	Very great importance	4179	39.9%
2	Fairly great importance	3508	33.5%
3	Neither great nor small importance	1887	18.0%
4	Fairly small importance	660	6.3%
5	Very small importance	232	2.2%
999	NA	1342	

**Information:** Typ: diskret, Format: numeric, Spann: 1-5, Missing: \*/999

**Statistik (Ej vikt./ Vikt.):** Valid: (10466 / -) Ej valid: (1342 / -)

**f34: Q.34 Important issue for choice of party: Refugees/immigration**

**Frågetext:** How important were the following issues for your choice of party today in the parliamentary election? - Refugees/immigration

Värde	Etikett	Fall	Procentandel
1	Very great importance	3931	37.3%
2	Fairly great importance	3819	36.2%
3	Neither great nor small importance	2073	19.7%
4	Fairly small importance	520	4.9%
5	Very small importance	198	1.9%
999	NA	1267	

**Information:** Typ: diskret, Format: numeric, Spann: 1-5, Missing: \*/999

**Statistik (Ej vikt./ Vikt.):** Valid: (10541 / -) Ej valid: (1267 / -)

**f35: Q.35 Important issue for choice of party: EU**

**Frågetext:** How important were the following issues for your choice of party today in the parliamentary election? - EU

Värde	Etikett	Fall	Procentandel
1	Very great importance	2753	26.6%
2	Fairly great importance	3457	33.4%
3	Neither great nor small importance	3049	29.5%
4	Fairly small importance	747	7.2%
5	Very small importance	335	3.2%

**Fil : VALU2018****f35: Q.35 Important issue for choice of party: EU**

Värde	Etikett	Fall	Procentandel
999	NA	1467	

**Information:** Typ: diskret, Format: numeric, Spann: 1-5, Missing: \*/999

**Statistik (Ej vikt./ Vikt.):** Valid: (10341 / -) Ej valid: (1467 / -)

**f36: Q.36 Important issue for choice of party: Health care**

**Frågetext:** How important were the following issues for your choice of party today in the parliamentary election? - Health care

Värde	Etikett	Fall	Procentandel
1	Very great importance	5787	54.5%
2	Fairly great importance	3535	33.3%
3	Neither great nor small importance	1045	9.8%
4	Fairly small importance	179	1.7%
5	Very small importance	78	0.7%
999	NA	1184	

**Information:** Typ: diskret, Format: numeric, Spann: 1-5, Missing: \*/999

**Statistik (Ej vikt./ Vikt.):** Valid: (10624 / -) Ej valid: (1184 / -)

# Variabelbeskrivning

Datasetet innehåller 72 variabler

## f37: Q.37 Important issue for choice of party: Equality of opportunity between women and men

**Frågetext:** How important were the following issues for your choice of party today in the parliamentary election? - Equality of opportunity between women and men

Värde	Etikett	Fall	Procentandel
1	Very great importance	5229	49.6%
2	Fairly great importance	2989	28.3%
3	Neither great nor small importance	1659	15.7%
4	Fairly small importance	429	4.1%
5	Very small importance	246	2.3%
999	NA	1256	

**Information:** Typ: diskret, Format: numeric, Spann: 1-5, Missing: \*/999

**Statistik (Ej vikt./ Vikt.):** Valid: (10552 / -) Ej valid: (1256 / -)

## f38: Q.38 Important issue for choice of party: Schools and education

**Frågetext:** How important were the following issues for your choice of party today in the parliamentary election? - Schools and education

Värde	Etikett	Fall	Procentandel
1	Very great importance	5782	54.8%
2	Fairly great importance	3430	32.5%
3	Neither great nor small importance	1047	9.9%
4	Fairly small importance	201	1.9%
5	Very small importance	84	0.8%
999	NA	1264	

**Information:** Typ: diskret, Format: numeric, Spann: 1-5, Missing: \*/999

**Statistik (Ej vikt./ Vikt.):** Valid: (10544 / -) Ej valid: (1264 / -)

## f39: Q.39 Important issue for choice of party: Conditions for business

**Frågetext:** How important were the following issues for your choice of party today in the parliamentary election? - Conditions for business

Värde	Etikett	Fall	Procentandel
1	Very great importance	2556	24.8%
2	Fairly great importance	3317	32.2%
3	Neither great nor small importance	3085	29.9%
4	Fairly small importance	941	9.1%
5	Very small importance	418	4.1%
999	NA	1491	

**Information:** Typ: diskret, Format: numeric, Spann: 1-5, Missing: \*/999

**Statistik (Ej vikt./ Vikt.):** Valid: (10317 / -) Ej valid: (1491 / -)

**f39: Q.39 Important issue for choice of party: Conditions for business****f40: Q.40 Important issue for choice of party: Energy and nuclear power**

**Frågetext:** How important were the following issues for your choice of party today in the parliamentary election? - Energy and nuclear power

Värde	Etikett	Fall	Procentandel
1	Very great importance	2665	25.7%
2	Fairly great importance	3672	35.4%
3	Neither great nor small importance	2946	28.4%
4	Fairly small importance	828	8.0%
5	Very small importance	260	2.5%
999	NA	1437	

**Information:** Typ: diskret, Format: numeric, Spann: 1-5, Missing: \*/999

**Statistik (Ej vikt./ Vikt.):** Valid: (10371 / -) Ej valid: (1437 / -)

**f41: Q.41 Important issue for choice of party: Elderly care**

**Frågetext:** How important were the following issues for your choice of party today in the parliamentary election? - Elderly care

Värde	Etikett	Fall	Procentandel
1	Very great importance	4476	42.2%
2	Fairly great importance	3572	33.7%
3	Neither great nor small importance	1908	18.0%
4	Fairly small importance	484	4.6%
5	Very small importance	158	1.5%
999	NA	1210	

**Information:** Typ: diskret, Format: numeric, Spann: 1-5, Missing: \*/999

**Statistik (Ej vikt./ Vikt.):** Valid: (10598 / -) Ej valid: (1210 / -)

**f42: Q.42 Important issue for choice of party: Social welfare**

**Frågetext:** How important were the following issues for your choice of party today in the parliamentary election? - Social welfare

Värde	Etikett	Fall	Procentandel
1	Very great importance	4918	46.8%
2	Fairly great importance	3703	35.2%
3	Neither great nor small importance	1489	14.2%
4	Fairly small importance	296	2.8%
5	Very small importance	100	1.0%
999	NA	1302	






**Information:** Typ: diskret, Format: numeric, Spann: 1-5, Missing: \*/999

**Statistik (Ej vikt./ Vikt.):** Valid: (10506 / -) Ej valid: (1302 / -)

**f43: Q.43 Important issue for choice of party: Pensions**

**Frågetext:** How important were the following issues for your choice of party today in the parliamentary election? - Pensions

**f43: Q.43 Important issue for choice of party: Pensions**






Värde	Etikett	Fall	Procentandel
1	Very great importance	4132	 39.0%
2	Fairly great importance	3215	 30.3%
3	Neither great nor small importance	2313	 21.8%
4	Fairly small importance	695	 6.6%
5	Very small importance	250	 2.4%
999	NA	1203	

**Information:** Typ: diskret, Format: numeric, Spann: 1-5, Missing: \*/999

**Statistik (Ej vikt./ Vikt.):** Valid: (10605 / -) Ej valid: (1203 / -)

**f44: Q.44 Important issue for choice of party: The housing issue**

**Frågetext:** How important were the following issues for your choice of party today in the parliamentary election? - The housing issue






Värde	Etikett	Fall	Procentandel
1	Very great importance	3274	 31.3%
2	Fairly great importance	3564	 34.0%
3	Neither great nor small importance	2698	 25.8%
4	Fairly small importance	696	 6.6%
5	Very small importance	237	 2.3%
999	NA	1339	

**Information:** Typ: diskret, Format: numeric, Spann: 1-5, Missing: \*/999

**Statistik (Ej vikt./ Vikt.):** Valid: (10469 / -) Ej valid: (1339 / -)

**f45: Q.45 Important issue for choice of party: The issue of welfare profits**

**Frågetext:** How important were the following issues for your choice of party today in the parliamentary election? - The issue of welfare profits



Värde	Etikett	Fall	Procentandel
1	Very great importance	3413	 32.6%
2	Fairly great importance	2900	 27.7%
3	Neither great nor small importance	2795	 26.7%
4	Fairly small importance	861	 8.2%
5	Very small importance	516	 4.9%
999	NA	1323	

**Information:** Typ: diskret, Format: numeric, Spann: 1-5, Missing: \*/999

**Statistik (Ej vikt./ Vikt.):** Valid: (10485 / -) Ej valid: (1323 / -)

**f46: Q.46 Political party with best politics: Taxes**

**Frågetext:** Which political party do you think has the best politics on taxes

Värde	Etikett	Fall	Procentandel
1	Moderate Party	2743	 26.5%
2	Centre Party	622	 6.0%

**f46: Q.46 Political party with best politics: Taxes**

Värde	Etikett	Fall	Procentandel
3	Liberal Party	574	5.6%
4	Christian Democrats	271	2.6%
5	Social Democrats	2845	27.5%
6	Left Party	1131	10.9%
7	Green Party	174	1.7%
81	Sweden Democrats	465	4.5%
82	Feminist Initiativ	41	0.4%
83	No opinion	1470	14.2%
999	NA	1472	

**Information:** Typ: diskret, Format: numeric, Spann: 1-83, Missing: \*/999

**Statistik (Ej vikt./ Vikt.):** Valid: (10336 / -) Ej valid: (1472 / -)

**f47: Q.47 Political party with best politics: Environment**

**Frågetext:** Which political party do you think has the best politics on environment

Värde	Etikett	Fall	Procentandel
1	Moderate Party	797	7.8%
2	Centre Party	2063	20.1%
3	Liberal Party	353	3.4%
4	Christian Democrats	327	3.2%
5	Social Democrats	976	9.5%
6	Left Party	726	7.1%
7	Green Party	3087	30.1%
81	Sweden Democrats	532	5.2%
82	Feminist Initiativ	62	0.6%
83	No opinion	1346	13.1%
999	NA	1539	

**Information:** Typ: diskret, Format: numeric, Spann: 1-83, Missing: \*/999

**Statistik (Ej vikt./ Vikt.):** Valid: (10269 / -) Ej valid: (1539 / -)

**f48: Q.48 Political party with best politics: Employment**

**Frågetext:** Which political party do you think has the best politics on employment

Värde	Etikett	Fall	Procentandel
1	Moderate Party	2224	22.0%
2	Centre Party	799	7.9%
3	Liberal Party	615	6.1%
4	Christian Democrats	255	2.5%
5	Social Democrats	2946	29.1%
6	Left Party	800	7.9%
7	Green Party	133	1.3%
81	Sweden Democrats	511	5.0%



**f48: Q.48 Political party with best politics: Employment**

Värde	Etikett	Fall	Procentandel
82	Feminist Initiativ	36	0.4%
83	No opinion	1808	17.9%
999	NA	1681	

**Information:** Typ: diskret, Format: numeric, Spann: 1-83, Missing: \*/999

**Statistik (Ej vikt./ Vikt.):** Valid: (10127 / -) Ej valid: (1681 / -)

**f49: Q.49 Political party with best politics: Swedish economy**

**Frågetext:** Which political party do you think has the best politics on the Swedish economy

Värde	Etikett	Fall	Procentandel
1	Moderate Party	2693	26.7%
2	Centre Party	606	6.0%
3	Liberal Party	557	5.5%
4	Christian Democrats	213	2.1%
5	Social Democrats	2880	28.5%
6	Left Party	692	6.9%
7	Green Party	128	1.3%
81	Sweden Democrats	563	5.6%
82	Feminist Initiativ	42	0.4%
83	No opinion	1717	17.0%
999	NA	1717	

**Information:** Typ: diskret, Format: numeric, Spann: 1-83, Missing: \*/999

**Statistik (Ej vikt./ Vikt.):** Valid: (10091 / -) Ej valid: (1717 / -)

**f50: Q.50 Political party with best politics: Your own economy**

**Frågetext:** Which political party do you think has the best politics on your own economy

Värde	Etikett	Fall	Procentandel
1	Moderate Party	2688	26.7%
2	Centre Party	619	6.1%
3	Liberal Party	602	6.0%
4	Christian Democrats	318	3.2%
5	Social Democrats	2334	23.2%
6	Left Party	775	7.7%
7	Green Party	113	1.1%
81	Sweden Democrats	542	5.4%
82	Feminist Initiativ	47	0.5%
83	No opinion	2038	20.2%
999	NA	1732	

**Information:** Typ: diskret, Format: numeric, Spann: 1-83, Missing: \*/999

**Statistik (Ej vikt./ Vikt.):** Valid: (10076 / -) Ej valid: (1732 / -)

**f50: Q.50 Political party with best politics: Your own economy****f51: Q.51 Political party with best politics: Law and order****Frågetext:** Which political party do you think has the best politics on law and order

Värde	Etikett	Fall	Procentandel
1	Moderate Party	2213	22.0%
2	Centre Party	518	5.1%
3	Liberal Party	747	7.4%
4	Christian Democrats	379	3.8%
5	Social Democrats	2110	21.0%
6	Left Party	805	8.0%
7	Green Party	146	1.5%
81	Sweden Democrats	1403	13.9%
82	Feminist Initiativ	71	0.7%
83	No opinion	1671	16.6%
999	NA	1745	

**Information:** Typ: diskret, Format: numeric, Spann: 1-83, Missing: \*/999**Statistik (Ej vikt./ Vikt.):** Valid: (10063 / -) Ej valid: (1745 / -)**f52: Q.52 Political party with best politics: Refugees/immigration****Frågetext:** Which political party do you think has the best politics on refugees/immigration

Värde	Etikett	Fall	Procentandel
1	Moderate Party	1309	12.8%
2	Centre Party	1045	10.2%
3	Liberal Party	622	6.1%
4	Christian Democrats	429	4.2%
5	Social Democrats	1992	19.5%
6	Left Party	1143	11.2%
7	Green Party	380	3.7%
81	Sweden Democrats	1978	19.4%
82	Feminist Initiativ	130	1.3%
83	No opinion	1168	11.5%
999	NA	1612	

**Information:** Typ: diskret, Format: numeric, Spann: 1-83, Missing: \*/999**Statistik (Ej vikt./ Vikt.):** Valid: (10196 / -) Ej valid: (1612 / -)**f53: Q.53 Political party with best politics: Health care****Frågetext:** Which political party do you think has the best politics on health care

Värde	Etikett	Fall	Procentandel
1	Moderate Party	1100	10.8%
2	Centre Party	736	7.3%

**f53: Q.53 Political party with best politics: Health care**

Värde	Etikett	Fall	Procentandel
3	Liberal Party	675	6.6%
4	Christian Democrats	1313	12.9%
5	Social Democrats	2722	26.8%
6	Left Party	1292	12.7%
7	Green Party	149	1.5%
81	Sweden Democrats	631	6.2%
82	Feminist Initiativ	84	0.8%
83	No opinion	1449	14.3%
999	NA	1657	

**Information:** Typ: diskret, Format: numeric, Spann: 1-83, Missing: \*/999

**Statistik (Ej vikt./ Vikt.):** Valid: (10151 / -) Ej valid: (1657 / -)

**f54: Q.54 Political party with best politics: Equality of opportunity between women and men**

**Frågetext:** Which political party do you think has the best politics on equality of opportunity between women and men

Värde	Etikett	Fall	Procentandel
1	Moderate Party	841	8.3%
2	Centre Party	1078	10.7%
3	Liberal Party	771	7.6%
4	Christian Democrats	721	7.1%
5	Social Democrats	1962	19.4%
6	Left Party	1484	14.7%
7	Green Party	295	2.9%
81	Sweden Democrats	465	4.6%
82	Feminist Initiativ	781	7.7%
83	No opinion	1702	16.9%
999	NA	1708	

**Information:** Typ: diskret, Format: numeric, Spann: 1-83, Missing: \*/999

**Statistik (Ej vikt./ Vikt.):** Valid: (10100 / -) Ej valid: (1708 / -)

**f55: Q.55 Political party with best politics: Schools and education**

**Frågetext:** Which political party do you think has the best politics on schools and education

Värde	Etikett	Fall	Procentandel
1	Moderate Party	1142	11.2%
2	Centre Party	538	5.3%
3	Liberal Party	2256	22.2%
4	Christian Democrats	393	3.9%
5	Social Democrats	2368	23.3%
6	Left Party	1092	10.7%
7	Green Party	389	3.8%
81	Sweden Democrats	487	4.8%

**f55: Q.55 Political party with best politics: Schools and education**

Värde	Etikett	Fall	Procentandel
82	Feminist Initiativ	66	0.6%
83	No opinion	1453	14.3%
999	NA	1624	

**Information:** Typ: diskret, Format: numeric, Spann: 1-83, Missing: \*/999

**Statistik (Ej vikt./ Vikt.):** Valid: (10184 / -) Ej valid: (1624 / -)

**f56: Q.56 Political party with best politics: Social welfare**

**Frågetext:** Which political party do you think has the best politics on social welfare

Värde	Etikett	Fall	Procentandel
1	Moderate Party	1238	12.2%
2	Centre Party	724	7.1%
3	Liberal Party	674	6.6%
4	Christian Democrats	643	6.3%
5	Social Democrats	3059	30.1%
6	Left Party	1369	13.5%
7	Green Party	176	1.7%
81	Sweden Democrats	619	6.1%
82	Feminist Initiativ	70	0.7%
83	No opinion	1597	15.7%
999	NA	1639	

**Information:** Typ: diskret, Format: numeric, Spann: 1-83, Missing: \*/999

**Statistik (Ej vikt./ Vikt.):** Valid: (10169 / -) Ej valid: (1639 / -)

**f57: Q.57 Political party with best politics: Pensions**











**Frågetext:** Which political party do you think has the best politics on pensions

Värde	Etikett	Fall	Procentandel
1	Moderate Party	1383	13.5%
2	Centre Party	551	5.4%
3	Liberal Party	485	4.7%
4	Christian Democrats	671	6.6%
5	Social Democrats	2781	27.2%
6	Left Party	1027	10.0%
7	Green Party	105	1.0%
81	Sweden Democrats	700	6.8%
82	Feminist Initiativ	65	0.6%
83	No opinion	2463	24.1%
999	NA	1577	

**Information:** Typ: diskret, Format: numeric, Spann: 1-83, Missing: \*/999

**Statistik (Ej vikt./ Vikt.):** Valid: (10231 / -) Ej valid: (1577 / -)

**f57: Q.57 Political party with best politics: Pensions****f58: Q.58 Political party with best politics: The issue of welfare profits****Frågetext:** Which political party do you think has the best politics on the issue of welfare profits

Värde	Etikett	Fall	Procentandel
1	Moderate Party	1609	 15.8%
2	Centre Party	625	 6.1%
3	Liberal Party	629	 6.2%
4	Christian Democrats	360	 3.5%
5	Social Democrats	2108	 20.7%
6	Left Party	2083	 20.4%
7	Green Party	173	 1.7%
81	Sweden Democrats	495	 4.9%
82	Feminist Initiativ	57	 0.6%
83	No opinion	2049	 20.1%
999	NA	1620	

**Information:** Typ: diskret, Format: numeric, Spann: 1-83, Missing: \*/999**Statistik (Ej vikt./ Vikt.):** Valid: (10188 / -) Ej valid: (1620 / -)