



**VALU 2014 - SVT exit poll survey
European parliament election 2014**

Näsman, Per

KTH Royal Institute of Technology, Division of Safety Research

Gustafsson, Torbjörn

Sveriges Television

Holmberg, Sören

University of Gothenburg, Department of Political Science

Metadata Production

Metadata Producer(s)	Swedish national data service
Production Date	August 20, 2014
Identification	SND0947-001

Table of Contents

Overview.....	4
Scope & Coverage.....	4
Producers & Sponsors.....	5
Sampling.....	5
Data Collection.....	5
Accessibility.....	5
File Description(s).....	6
VALU 2014 EUP.....	_____
Variables List.....	7
VALU 2014 EUP.....	7
Variables Description.....	10
VALU 2014 EUP.....	_____

VALU 2014 - SVT exit poll survey European parliament election 2014

VALU 2014 - SVT:s vallokalsundersökning Europaparlamentsvalet 2014

Overview	
Type	SVT exit poll surveys
Identification	SND0947-001
Version	Production Date: 2014-08-19 1.0
Series	In Valu - Swedish exit poll surveys - voters leaving polling stations are asked by public service broadcaster Sveriges Television (SVT) to fill in a questionnaire and put it anonymously in a sealed box. After collecting and processing the responses, Sveriges Television is able to present an election forecast and an analysis of the reasons underlying the outcome of the election in it's Election Night broadcast. The surveys are referred to as VALU, an abbreviation for vallokalsundersökning, Swedish for exit poll survey. VALU has been carried out by the public service broadcaster Sveriges Television (SVT) in connection with all national elections since 1991; parliamentary elections, referendums, and elections to the European Parliament. The first exit poll survey in Sweden was carried out by SVT in collaboration with Stockholm University and University of Gothenburg. Since 1994, SVT has carried out the studies in collaboration with University of Gothenburg and the Royal Institute of Technology in Stockholm (KTH). SVT's main aim with VALU is to obtain an analytical basis for SVT's election night broadcast and for SVT's and other professional analysts' post-election analyses. Another aim is to be able to forecast the result of the election at an early stage during election night. VALU is carried out in geographical regions centred around the largest university cities. A university lecturer is appointed in each of the regions as regional survey leader. Together, these survey leaders are responsible for the field workers who carry out the survey where voting takes place before election day and outside polling stations during election day. Survey leaders and field workers are recruited from departments of statistics at the respective university. Thus, all survey leaders and field workers are familiar with statistical methods.
Abstract In VALU - Swedish exit poll surveys - voters leaving polling stations are asked by public service broadcaster Sveriges Television (SVT) to fill in a questionnaire and put it anonymously in a sealed box. After collecting and processing the responses, Sveriges Television is able to present an election forecast and an analysis of the reasons underlying the outcome of the election in it's Election Night broadcast. The surveys are referred to as VALU, an abbreviation for vallokalsundersökning, Swedish for exit poll survey. The first exit poll survey in Sweden was carried out at the parliamentary election in 1991. Since then similar studies have been carried out in connection with all Parliamentary elections, referendums and elections to the European Parliament.	
Kind of Data	Voting data: Exit polls
Unit of Analysis	Individual

Scope & Coverage	
Keywords	election data, exit polls, european parliament election, electoral issues
Topics	elections, mass political behaviour, attitudes/opinion, international politics and organisations
Time Period(s)	2014
Countries	Sweden
Universe	

Swedish electorate

Producers & Sponsors

Primary Investigator(s)	Näsman, Per, KTH Royal Institute of Technology, Division of Safety Research Gustafsson, Torbjörn, Sveriges Television Holmberg, Sören, University of Gothenburg, Department of Political Science
Other Producer(s)	Sveriges Television

Sampling

Sampling Procedure

In VALU a selection is made of a number of electoral districts and in this way their respective polling station. The number of electoral districts to be selected for VALU is allocated among the different regions according to the size of the electorate. Within each region, the electoral districts are then selected to be included in VALU. This selection is based on the size and geographical location of the electoral district.

Data Collection

Data Collection Dates	start 2014-05-17 end 2014-05-25
Time Period(s)	
Data Collection Mode	Fixed form self-administred questionnaire: paper
Data Collection Notes Andelen som vägrade fylla i enkäten vid de förtida röstningslokalerna var cirka 30%. Siffran baserar sig helt på bedömningar av fältombuden då ingen kontroll av antalet vägrare eller kartläggning av deras bakgrundsvariabler eller motiv för vägran gjordes. Spontan uppgav huvuddelen av vägrarna tidsbrist som motivet för vägran. Andelen vägrare under valdagen bedöms av fältombuden som genomgående lägre än vid de förtida röstningsställena.	

Accessibility

Distributor(s)	Swedish National Data Service
-----------------------	-------------------------------

File Description(s)

Dataset contains 1 file(s)

VALU 2014 EUP	
Cases	8268
Variable(s)	52

Variables List

Dataset contains 52 variable(s)

VALU 2014 EUP			
#			
1	SND_studie	SND 0947	-
2	SND_dataset_..	SND 0947-001	-
3	SND_version_..	SND 1.0	-
4	ort	Central location	-
5	typ	Vote in advance or vote at poll station	-
6	f1	Q.1 Party voted for in the 2014 European Parliamentary election	Which party did you vote for today?
7	f2	Q.2 Marked a candidate on the ballot	Did you use the possibility to vote for a person by marking a candidate on your ballot?
8	f3	Q.3 Time for party choice	When did you decide how you were going to vote in the European Parliament election?
9	f4	Q.4 Subjective placement on ideological left-right scale	Sometimes people talk of political opinions in terms of left-right. Where would you place yourself?
10	f5	Q.5 Party voted for if parliamentary election today	Which party would you vote for if it was a parliamentary election today?
11	f6	Q.6 Trust in Swedish politicians	In general, how much trust do you have in Swedish politicians?
12	f7	Q.7 Opinion on the Swedish EU membership	Do you think Sweden should leave the EU or remain a member of EU?
13	f8	Q.8 Attitude towards the EU	In general, what is your attitude towards the EU?
14	f9	Q.9 Opinion on EU developing into a federal state	Do you think it would be positive or negative if the EU developed into a federal state, a kind of United States of Europe?
15	f10	Q.10 Gender	Are you a woman or a man?
16	f11	Q.11 Year of birth	What year were you born?
17	f12	Q.12 Swedish citizen	Are you a citizen of Sweden?
18	f13	Q.13 Area/country of upbringing: Yourself	Where did you, your father and your mother for the most part live as a child? - Yourself
19	f14	Q.14 Area/country of upbringing: Your father	Where did you, your father and your mother for the most part live as a child? - Your father
20	f15	Q.15 Area/country of upbringing: Your mother	Where did you, your father and your mother for the most part live as a child? - Your mother
21	f16	Q.16 Educational attainment	What is your education?
22	f17	Q.17 Satisfaction with democracy in Sweden	On the whole, are you very satisfied, fairly satisfied, not especially satisfied or not at all satisfied with the way democracy works? - In Sweden
23	f18	Q.18 Satisfaction with democracy in the European Union	On the whole, are you very satisfied, fairly satisfied, not especially satisfied or not at all satisfied with the way democracy works? - In the European Union
24	f19	Q.19 Employment sector	Are/were you employed by the state, local government or a private employer?
25	f20	Q.20 Labour market situation	Which of these groups do you belong to?

VALU 2014 EUP			
#			
26	f21	Q.21 Current or previous occupational group	Which of these occupational groups do you/did you belong to?
27	f22	Q.22 Union membership	Are you a member in a trade/labour union?
28	f23	Q.23 Church/communion attendance	How often do you usually attend a service or a meeting in a church/communion?
29	f24	F.24 Important reason for choice of party: The parties' policies on EU-related issues	How important are the following reasons for your choice of party today in the European Parliament election? - The parties' policies on EU-related issues
30	f25	F.25 Important reason for choice of party: The parties' policies in Swedish politics	How important are the following reasons for your choice of party today in the European Parliament election? - The parties' policies in Swedish politics
31	f26	F.26 Important reason for choice of party: Old habit/loyalty to my party	How important are the following reasons for your choice of party today in the European Parliament election? - Old habit/loyalty to my party
32	f27	F.27 Important reason for choice of party: The candidates on the ballots	How important are the following reasons for your choice of party today in the European Parliament election? - The candidates on the ballots
33	f28	Q.28 Important issue for choice of party: The environment	And how important are the following issues for your choice of party today in the European Parliament election? - The environment
34	f29	Q.29 Important issue for choice of party: The economy	And how important are the following issues for your choice of party today in the European Parliament election? - The economy
35	f30	Q.30 Important issue for choice of party: Employment	And how important are the following issues for your choice of party today in the European Parliament election? - Employment
36	f31	Q.31 Important issue for choice of party: The issue on agricultural subsidies in the EU	And how important are the following issues for your choice of party today in the European Parliament election? - The issue on agricultural subsidies in the EU
37	f32	Q.32 Important issue for choice of party: The peace in Europe	And how important are the following issues for your choice of party today in the European Parliament election? - The peace in Europe
38	f33	Q.33 Important issue for choice of party: The national independence	And how important are the following issues for your choice of party today in the European Parliament election? - The national independence
39	f34	Q.34 Important issue for choice of party: If Sweden should introduce the euro as currency	And how important are the following issues for your choice of party today in the European Parliament election? - If Sweden should introduce the euro as currency
40	f35	Q.35 Important issue for choice of party: Refugees/immigration	And how important are the following issues for your choice of party today in the European Parliament election? - Refugees/immigration
41	f36	Q.36 Important issue for choice of party: Conditions for businesses/companies	And how important are the following issues for your choice of party today in the European Parliament election? - Conditions for businesses/companies
42	f37	Q.37 Important issue for choice of party: Equality of opportunity between women and men	And how important are the following issues for your choice of party today in the European Parliament election? - Equality of opportunity between women and men
43	f38	Q.38 Important issue for choice of party: Defence issues in the EU	And how important are the following issues for your choice of party today in the European Parliament election? - Defence issues in the EU
44	f39	Q.39 Important issue for choice of party: Democracy in the EU	And how important are the following issues for your choice of party today in the European Parliament election? - Democracy in the EU

VALU 2014 EUP			
#			
45	f40	Q.40 Important issue for choice of party: The social welfare	And how important are the following issues for your choice of party today in the European Parliament election? - The social welfare
46	f41	Q.41 Important issue for choice of party: Drug policy	And how important are the following issues for your choice of party today in the European Parliament election? - Drug policy (alcohol, narcotics, etc.)
47	f42	Q.42 Important issue for choice of party: Fight against crime	And how important are the following issues for your choice of party today in the European Parliament election? - Fight against crime
48	f43	Q.43 Important issue for choice of party: Energy and nuclear power	And how important are the following issues for your choice of party today in the European Parliament election? - Energy and nuclear power
49	f44	Q.44 Important issue for choice of party: The EU foreign policy	And how important are the following issues for your choice of party today in the European Parliament election? - The EU foreign policy
50	f45	Q.45 Important issue for choice of party: The quality of food	And how important are the following issues for your choice of party today in the European Parliament election? - The quality of food
51	f46	Q.46 Important issue for choice of party: The predator policy	And how important are the following issues for your choice of party today in the European Parliament election? - The predator policy
52	f47	Q.47 Important issue for choice of party: Labour mobility in the EU	And how important are the following issues for your choice of party today in the European Parliament election? - Labour mobility in the EU

Variables Description

Dataset contains 52 variable(s)

File : VALU 2014 EUP			
# SND_studie: SND 0947			
		SND study 0947: VALU 2014 - SVT exit poll survey EU-parliament election 2014	
Value	Label	Cases	Percentage
947	SND 0947	8268	100.0%
<i>Warning: these figures indicate the number of cases found in the data file. They cannot be interpreted as summary statistics of the population of interest.</i>			
Information		[Type: discrete] [Format: numeric] [Range: 947- 947] [Missing: *]	
Statistics [NW/ W]		[Valid: 8268 /-] [Invalid: 0 /-]	

# SND_dataset: SND 0947-001			
		SND dataset 0947-001: VALU 2014 - SVT exit poll survey EU-parliament election 2014	
Value	Label	Cases	Percentage
1	SND 0947-001	8268	100.0%
<i>Warning: these figures indicate the number of cases found in the data file. They cannot be interpreted as summary statistics of the population of interest.</i>			
Information		[Type: discrete] [Format: numeric] [Range: 1- 1] [Missing: *]	
Statistics [NW/ W]		[Valid: 8268 /-] [Invalid: 0 /-]	

# SND_version: SND 1.0			
		SND version 1.0, 19 August 2014	
Value	Label	Cases	Percentage
1	SND 1.0	8268	100.0%
<i>Warning: these figures indicate the number of cases found in the data file. They cannot be interpreted as summary statistics of the population of interest.</i>			
Information		[Type: discrete] [Format: numeric] [Range: 1- 1] [Missing: *]	
Statistics [NW/ W]		[Valid: 8268 /-] [Invalid: 0 /-]	

# ort: Central location			
		Central location	
Value	Label	Cases	Percentage
1	Stockholm	2409	29.1%
2	Lund	1976	23.9%
3	Göteborg	2058	24.9%
4	Sundsvall	1825	22.1%
<i>Warning: these figures indicate the number of cases found in the data file. They cannot be interpreted as summary statistics of the population of interest.</i>			
Information		[Type: discrete] [Format: numeric] [Range: 1- 4] [Missing: *]	
Statistics [NW/ W]		[Valid: 8268 /-] [Invalid: 0 /-]	

# typ: Vote in advance or vote at poll station			
		Vote in advance or vote at poll station	
Value	Label	Cases	Percentage
1	Vote in advance	2465	29.8%
2	Vote at poll station	5803	70.2%
<i>Warning: these figures indicate the number of cases found in the data file. They cannot be interpreted as summary statistics of the population of interest.</i>			

File : VALU 2014 EUP

typ: Vote in advance or vote at poll station

Information	[Type: discrete] [Format: numeric] [Range: 1- 2] [Missing: *]
Statistics [NW/ W]	[Valid: 8268 /-] [Invalid: 0 /-]

f1: Q.1 Party voted for in the 2014 European Parliamentary election

Pre-question	At Sveriges Television, we want the election night broadcast on TV to reflect the opinions of the voters. We are therefore asking you to answer this questionnaire by crossing the appropriate boxes. The results will only be reported in figures. If you find it difficult to answer any question, leave it and go on to the next question.
---------------------	---

Literal question	Which party did you vote for today?
-------------------------	-------------------------------------

Value	Label	Cases	Percentage
1	Moderate Party	889	10.9%
2	Centre Party	499	6.1%
3	Liberal Party	774	9.5%
4	Christian Democrats	411	5.0%
5	Social Democrats	1840	22.6%
6	Left Party	699	8.6%
7	Green Party	1504	18.4%
81	Pirate Party	207	2.5%
82	Sweden Democrats	569	7.0%
83	Feminist Initiative	648	7.9%
84	June List	20	0.2%
85	Other party	45	0.6%
86	Voted blank	53	0.6%
999	NA	110	

Warning: these figures indicate the number of cases found in the data file. They cannot be interpreted as summary statistics of the population of interest.

Information	[Type: discrete] [Format: numeric] [Range: 1- 86] [Missing: */999]
Statistics [NW/ W]	[Valid: 8158 /-] [Invalid: 110 /-]

f2: Q.2 Marked a candidate on the ballot

Literal question	Did you use the possibility to vote for a person by marking a candidate on your ballot?
-------------------------	---

Value	Label	Cases	Percentage
1	Yes	4660	56.8%
2	No	3540	43.2%
999	NA	68	

Warning: these figures indicate the number of cases found in the data file. They cannot be interpreted as summary statistics of the population of interest.

Information	[Type: discrete] [Format: numeric] [Range: 1- 2] [Missing: */999]
Statistics [NW/ W]	[Valid: 8200 /-] [Invalid: 68 /-]

f3: Q.3 Time for party choice

Literal question	When did you decide how you were going to vote in the European Parliament election?
-------------------------	---

Value	Label	Cases	Percentage
1	Today	1361	16.5%
2	During the past week	1960	23.8%

File : VALU 2014 EUP

f3: Q.3 Time for party choice

Value	Label	Cases	Percentage
3	Earlier during the election campaign	1779	21.6%
4	Have known for a long time how I was going to vote	3126	38.0%
999	NA	42	

Warning: these figures indicate the number of cases found in the data file. They cannot be interpreted as summary statistics of the population of interest.

Information	[Type: discrete] [Format: numeric] [Range: 1- 4] [Missing: */999]
Statistics [NW/ W]	[Valid: 8226 /-] [Invalid: 42 /-]

f4: Q.4 Subjective placement on ideological left-right scale

Literal question	Sometimes people talk of political opinions in terms of left-right. Where would you place yourself?
------------------	---

Value	Label	Cases	Percentage
1	Clearly to the left	1938	24.0%
2	Somewhat to the left	1924	23.8%
3	Neither left nor right	1691	20.9%
4	Somewhat to the right	1704	21.1%
5	Clearly to the right	825	10.2%
999	NA	186	

Warning: these figures indicate the number of cases found in the data file. They cannot be interpreted as summary statistics of the population of interest.

Information	[Type: discrete] [Format: numeric] [Range: 1- 5] [Missing: */999]
Statistics [NW/ W]	[Valid: 8082 /-] [Invalid: 186 /-]

f5: Q.5 Party voted for if parliamentary election today

Literal question	Which party would you vote for if it was a parliamentary election today?
------------------	--

Value	Label	Cases	Percentage
1	Moderate Party	1434	18.0%
2	Centre Party	351	4.4%
3	Liberal Party	548	6.9%
4	Christian Democrats	286	3.6%
5	Social Democrats	2256	28.3%
6	Left Party	923	11.6%
7	Green Party	974	12.2%
81	Pirate Party	61	0.8%
82	Sweden Democrats	565	7.1%
83	Feminist Initiative	467	5.9%
84	June List	6	0.1%
85	Other party	83	1.0%
86	Not entitled to vote	16	0.2%
999	NA	298	

Warning: these figures indicate the number of cases found in the data file. They cannot be interpreted as summary statistics of the population of interest.

Information	[Type: discrete] [Format: numeric] [Range: 1- 86] [Missing: */999]
Statistics [NW/ W]	[Valid: 7970 /-] [Invalid: 298 /-]

File : VALU 2014 EUP

f6: Q.6 Trust in Swedish politicians

Literal question In general, how much trust do you have in Swedish politicians?

Value	Label	Cases	Percentage
1	Very high	553	6.8%
2	Quite high	4593	56.3%
3	Quite low	2455	30.1%
4	Very low	551	6.8%
999	NA	116	

Warning: these figures indicate the number of cases found in the data file. They cannot be interpreted as summary statistics of the population of interest.

Information [Type: discrete] [Format: numeric] [Range: 1- 4] [Missing: */999]

Statistics [NW/ W] [Valid: 8152 /-] [Invalid: 116 /-]

f7: Q.7 Opinion on the Swedish EU membership

Literal question Do you think Sweden should leave the EU or remain a member of EU?

Value	Label	Cases	Percentage
1	Sweden should leave EU	1682	20.6%
2	Sweden should remain a member of EU	5188	63.6%
3	No opinion	1293	15.8%
999	NA	105	

Warning: these figures indicate the number of cases found in the data file. They cannot be interpreted as summary statistics of the population of interest.

Information [Type: discrete] [Format: numeric] [Range: 1- 3] [Missing: */999]

Statistics [NW/ W] [Valid: 8163 /-] [Invalid: 105 /-]

f8: Q.8 Attitude towards the EU

Literal question In general, what is your attitude towards the EU?

Value	Label	Cases	Percentage
1	Very positive	767	9.4%
2	Rather positive	3159	38.6%
3	Neither positive nor negative	2132	26.0%
4	Rather negative	1473	18.0%
5	Very negative	530	6.5%
6	No opinion	124	1.5%
999	NA	83	

Warning: these figures indicate the number of cases found in the data file. They cannot be interpreted as summary statistics of the population of interest.

Information [Type: discrete] [Format: numeric] [Range: 1- 6] [Missing: */999]

Statistics [NW/ W] [Valid: 8185 /-] [Invalid: 83 /-]

f9: Q.9 Opinion on EU developing into a federal state

Literal question Do you think it would be positive or negative if the EU developed into a federal state, a kind of United States of Europe?

Value	Label	Cases	Percentage
1	Very positive	331	4.1%

File : VALU 2014 EUP

f9: Q.9 Opinion on EU developing into a federal state

Value	Label	Cases	Percentage
2	Rather positive	1137	14.1%
3	Neither positive nor negative	2073	25.8%
4	Rather negative	2349	29.2%
5	Very negative	2155	26.8%
999	NA	223	

Warning: these figures indicate the number of cases found in the data file. They cannot be interpreted as summary statistics of the population of interest.

Information	[Type: discrete] [Format: numeric] [Range: 1- 5] [Missing: */999]
Statistics [NW/ W]	[Valid: 8045 /-] [Invalid: 223 /-]

f10: Q.10 Gender

Literal question	Are you a woman or a man?		
Value	Label	Cases	Percentage
1	Woman	4091	51.4%
2	Man	3873	48.6%
999	NA	304	

Warning: these figures indicate the number of cases found in the data file. They cannot be interpreted as summary statistics of the population of interest.

Information	[Type: discrete] [Format: numeric] [Range: 1- 2] [Missing: */999]
Statistics [NW/ W]	[Valid: 7964 /-] [Invalid: 304 /-]

f11: Q.11 Year of birth

Literal question	What year were you born?		
Value	Label	Cases	Percentage
1914	1914	3	0.0%
1915	1915	1	0.0%
1919	1919	5	0.1%
1920	1920	1	0.0%
1921	1921	5	0.1%
1922	1922	3	0.0%
1923	1923	6	0.1%
1924	1924	5	0.1%
1925	1925	6	0.1%
1926	1926	13	0.2%
1927	1927	5	0.1%
1928	1928	10	0.1%
1929	1929	20	0.2%
1930	1930	23	0.3%
1931	1931	26	0.3%
1932	1932	37	0.5%
1933	1933	37	0.5%
1934	1934	56	0.7%
1935	1935	51	0.6%

File : VALU 2014 EUP

f11: Q.11 Year of birth

Value	Label	Cases	Percentage
1936	1936	46	0.6%
1937	1937	74	0.9%
1938	1938	76	0.9%
1939	1939	80	1.0%
1940	1940	97	1.2%
1941	1941	94	1.2%
1942	1942	117	1.4%
1943	1943	150	1.8%
1944	1944	139	1.7%
1945	1945	173	2.1%
1946	1946	164	2.0%
1947	1947	154	1.9%
1948	1948	152	1.9%
1949	1949	151	1.9%
1950	1950	140	1.7%
1951	1951	137	1.7%
1952	1952	124	1.5%
1953	1953	126	1.6%
1954	1954	147	1.8%
1955	1955	134	1.7%
1956	1956	161	2.0%
1957	1957	139	1.7%
1958	1958	134	1.7%
1959	1959	125	1.5%
1960	1960	116	1.4%
1961	1961	134	1.7%
1962	1962	136	1.7%
1963	1963	125	1.5%
1964	1964	151	1.9%
1965	1965	116	1.4%
1966	1966	123	1.5%
1967	1967	113	1.4%
1968	1968	120	1.5%
1969	1969	120	1.5%
1970	1970	118	1.5%
1971	1971	125	1.5%
1972	1972	111	1.4%
1973	1973	140	1.7%
1974	1974	106	1.3%
1975	1975	111	1.4%
1976	1976	110	1.4%
1977	1977	129	1.6%
1978	1978	132	1.6%

File : VALU 2014 EUP

f11: Q.11 Year of birth

Value	Label	Cases	Percentage
1979	1979	126	<div></div> 1.6%
1980	1980	151	<div></div> 1.9%
1981	1981	150	<div></div> 1.8%
1982	1982	163	<div></div> 2.0%
1983	1983	157	<div></div> 1.9%
1984	1984	137	<div></div> 1.7%
1985	1985	169	<div></div> 2.1%
1986	1986	139	<div></div> 1.7%
1987	1987	166	<div></div> 2.0%
1988	1988	170	<div></div> 2.1%
1989	1989	141	<div></div> 1.7%
1990	1990	130	<div></div> 1.6%
1991	1991	131	<div></div> 1.6%
1992	1992	125	<div></div> 1.5%
1993	1993	109	<div></div> 1.3%
1994	1994	125	<div></div> 1.5%
1995	1995	106	<div></div> 1.3%
1996	1996	42	<div></div> 0.5%
999	NA	148	

Warning: these figures indicate the number of cases found in the data file. They cannot be interpreted as summary statistics of the population of interest.

Information [Type: continuous] [Format: numeric] [Range: 1914- 1996] [Missing: */999]

Statistics [NW/ W] [Valid: 8120 /-] [Invalid: 148 /-]

f12: Q.12 Swedish citizen

Value	Label	Cases	Percentage
1	Yes	7913	<div></div> 98.2%
2	No	141	<div></div> 1.8%
999	NA	214	

Warning: these figures indicate the number of cases found in the data file. They cannot be interpreted as summary statistics of the population of interest.

Information [Type: discrete] [Format: numeric] [Range: 1- 2] [Missing: */999]

Statistics [NW/ W] [Valid: 8054 /-] [Invalid: 214 /-]

f13: Q.13 Area/country of upbringing: Yourself

Value	Label	Cases	Percentage
1	Rural area in Sweden	1740	<div></div> 21.6%
2	Village in Sweden	2560	<div></div> 31.8%
3	City/town in Sweden	1968	<div></div> 24.4%
4	Stockholm, Gothenburg, Malmö	1372	<div></div> 17.0%
5	Other Nordic country	82	<div></div> 1.0%

File : VALU 2014 EUP

f13: Q.13 Area/country of upbringing: Yourself

Value	Label	Cases	Percentage
6	Other European country	159	2.0%
7	Non-European country	170	2.1%
999	NA	217	

Warning: these figures indicate the number of cases found in the data file. They cannot be interpreted as summary statistics of the population of interest.

Information	[Type: discrete] [Format: numeric] [Range: 1- 7] [Missing: */999]
Statistics [NW/ W]	[Valid: 8051 /-] [Invalid: 217 /-]

f14: Q.14 Area/country of upbringing: Your father

Literal question	Where did you, your father and your mother for the most part live as a child? - Your father
-------------------------	---

Value	Label	Cases	Percentage
1	Rural area in Sweden	2396	30.4%
2	Village in Sweden	2122	26.9%
3	City/town in Sweden	1526	19.4%
4	Stockholm, Gothenburg, Malmö	1016	12.9%
5	Other Nordic country	203	2.6%
6	Other European country	323	4.1%
7	Non-European country	289	3.7%
999	NA	393	

Warning: these figures indicate the number of cases found in the data file. They cannot be interpreted as summary statistics of the population of interest.

Information	[Type: discrete] [Format: numeric] [Range: 1- 7] [Missing: */999]
Statistics [NW/ W]	[Valid: 7875 /-] [Invalid: 393 /-]

f15: Q.15 Area/country of upbringing: Your mother

Literal question	Where did you, your father and your mother for the most part live as a child? - Your mother
-------------------------	---

Value	Label	Cases	Percentage
1	Rural area in Sweden	2342	29.7%
2	Village in Sweden	2160	27.4%
3	City/town in Sweden	1505	19.1%
4	Stockholm, Gothenburg, Malmö	1004	12.7%
5	Other Nordic country	297	3.8%
6	Other European country	298	3.8%
7	Non-European country	277	3.5%
999	NA	385	

Warning: these figures indicate the number of cases found in the data file. They cannot be interpreted as summary statistics of the population of interest.

Information	[Type: discrete] [Format: numeric] [Range: 1- 7] [Missing: */999]
Statistics [NW/ W]	[Valid: 7883 /-] [Invalid: 385 /-]

f16: Q.16 Educational attainment

Literal question	What is your education?
-------------------------	-------------------------

File : VALU 2014 EUP

f16: Q.16 Educational attainment

Value	Label	Cases	Percentage
1	Not completed compulsory school (grades 1-9 or equivalent)	194	2.4%
2	Compulsory school (grades 1-9 or equivalent)	895	11.1%
3	Degree from upper-secondary school, folk high school (SW: folkhögskola)	1972	24.5%
4	Post upper-secondary education, not university or university college	841	10.4%
5	Studies at/degree from university/university college	3917	48.7%
6	Postgraduate studies/third cycle degree	232	2.9%
999	NA	217	
<i>Warning: these figures indicate the number of cases found in the data file. They cannot be interpreted as summary statistics of the population of interest.</i>			
Information		[Type: discrete] [Format: numeric] [Range: 1- 6] [Missing: */999]	
Statistics [NW/ W]		[Valid: 8051 /-] [Invalid: 217 /-]	

f17: Q.17 Satisfaction with democracy in Sweden

Literal question		On the whole, are you very satisfied, fairly satisfied, not especially satisfied or not at all satisfied with the way democracy works? - In Sweden	
Value	Label	Cases	Percentage
1	Very satisfied	2079	25.6%
2	Rather satisfied	4764	58.6%
3	Not particularly satisfied	1024	12.6%
4	Not at all satisfied	263	3.2%
999	NA	138	
<i>Warning: these figures indicate the number of cases found in the data file. They cannot be interpreted as summary statistics of the population of interest.</i>			
Information		[Type: discrete] [Format: numeric] [Range: 1- 4] [Missing: */999]	
Statistics [NW/ W]		[Valid: 8130 /-] [Invalid: 138 /-]	

f18: Q.18 Satisfaction with democracy in the European Union

Literal question		On the whole, are you very satisfied, fairly satisfied, not especially satisfied or not at all satisfied with the way democracy works? - In the European Union	
Value	Label	Cases	Percentage
1	Very satisfied	322	4.3%
2	Rather satisfied	3370	44.7%
3	Not particularly satisfied	3064	40.6%
4	Not at all satisfied	788	10.4%
999	NA	724	
<i>Warning: these figures indicate the number of cases found in the data file. They cannot be interpreted as summary statistics of the population of interest.</i>			
Information		[Type: discrete] [Format: numeric] [Range: 1- 4] [Missing: */999]	
Statistics [NW/ W]		[Valid: 7544 /-] [Invalid: 724 /-]	

f19: Q.19 Employment sector

Literal question		Are/were you employed by the state, local government or a private employer?
-------------------------	--	---

File : VALU 2014 EUP

f19: Q.19 Employment sector

Value	Label	Cases	Percentage
1	State	1168	14.9%
2	Local/regional government	2359	30.2%
3	Private	4027	51.5%
4	Never had paid work	263	3.4%
999	NA	451	

Warning: these figures indicate the number of cases found in the data file. They cannot be interpreted as summary statistics of the population of interest.

Information	[Type: discrete] [Format: numeric] [Range: 1- 4] [Missing: */999]
Statistics [NW/ W]	[Valid: 7817 /-] [Invalid: 451 /-]

f20: Q.20 Labour market situation

Literal question	Which of these groups do you belong to?		
-------------------------	---	--	--

Value	Label	Cases	Percentage
1	Gainfully employed (including on sick leave, parental leave)	4586	58.5%
2	Participating in labour market policy measures	216	2.8%
3	Unemployed	233	3.0%
4	Old age/early retirement contractual pensioner	1840	23.5%
5	Have sickness/activity compensation	164	2.1%
6	Homeworker	55	0.7%
7	Student	748	9.5%
999	NA	426	

Warning: these figures indicate the number of cases found in the data file. They cannot be interpreted as summary statistics of the population of interest.

Information	[Type: discrete] [Format: numeric] [Range: 1- 7] [Missing: */999]
Statistics [NW/ W]	[Valid: 7842 /-] [Invalid: 426 /-]

f21: Q.21 Current or previous occupational group

Literal question	Which of these occupational groups do you/did you belong to?		
-------------------------	--	--	--

Value	Label	Cases	Percentage
1	White-collar worker	2891	36.8%
2	White-collar worker with supervisory status	1048	13.3%
3	White-collar worker in a senior leadership position	527	6.7%
4	Blue-collar worker	2192	27.9%
5	Blue-collar worker with supervisory status	345	4.4%
6	Farmer	42	0.5%
7	Self-employed: no employees	306	3.9%
81	Self-employed: one or more employees	257	3.3%
82	Never had paid work	249	3.2%
999	NA	411	

Warning: these figures indicate the number of cases found in the data file. They cannot be interpreted as summary statistics of the population of interest.

Information	[Type: discrete] [Format: numeric] [Range: 1- 82] [Missing: */999]
Statistics [NW/ W]	[Valid: 7857 /-] [Invalid: 411 /-]

File : VALU 2014 EUP

f22: Q.22 Union membership

Literal question		Are you a member in a trade/labour union?	
Value	Label	Cases	Percentage
1	Yes, a LO union	1629	<div><div></div></div> 20.9%
2	Yes, a TCO union	1332	<div><div></div></div> 17.1%
3	Yes, a SACO union	1295	<div><div></div></div> 16.7%
4	No	3520	<div><div></div></div> 45.3%
999	NA	492	
<i>Warning: these figures indicate the number of cases found in the data file. They cannot be interpreted as summary statistics of the population of interest.</i>			
Information		[Type: discrete] [Format: numeric] [Range: 1- 4] [Missing: */999]	
Statistics [NW/ W]		[Valid: 7776 /-] [Invalid: 492 /-]	

f23: Q.23 Church/communion attendance

Literal question		How often do you usually attend a service or a meeting in a church/communion?	
Value	Label	Cases	Percentage
1	At least once a month	648	<div><div></div></div> 8.0%
2	A couple of times a year	1321	<div><div></div></div> 16.4%
3	Less frequently	2351	<div><div></div></div> 29.2%
4	Never	3735	<div><div></div></div> 46.4%
999	NA	213	
<i>Warning: these figures indicate the number of cases found in the data file. They cannot be interpreted as summary statistics of the population of interest.</i>			
Information		[Type: discrete] [Format: numeric] [Range: 1- 4] [Missing: */999]	
Statistics [NW/ W]		[Valid: 8055 /-] [Invalid: 213 /-]	

f24: F.24 Important reason for choice of party: The parties' policies on EU-related issues





Literal question		How important are the following reasons for your choice of party today in the European Parliament election? - The parties' policies on EU-related issues	
Value	Label	Cases	Percentage
1	Very great importance	3383	<div><div></div></div> 44.4%
2	Fairly great importance	2912	<div><div></div></div> 38.2%
3	Neither great nor small importance	923	<div><div></div></div> 12.1%
4	Fairly small importance	267	<div><div></div></div> 3.5%
5	Very small importance	137	<div><div></div></div> 1.8%
999	NA	646	
<i>Warning: these figures indicate the number of cases found in the data file. They cannot be interpreted as summary statistics of the population of interest.</i>			
Information		[Type: discrete] [Format: numeric] [Range: 1- 5] [Missing: */999]	
Statistics [NW/ W]		[Valid: 7622 /-] [Invalid: 646 /-]	

f25: F.25 Important reason for choice of party: The parties' policies in Swedish politics

Literal question		How important are the following reasons for your choice of party today in the European Parliament election? - The parties' policies in Swedish politics	
Value	Label	Cases	Percentage
1	Very great importance	2665	<div><div></div></div> 36.4%

File : VALU 2014 EUP

f25: F.25 Important reason for choice of party: The parties' policies in Swedish politics

Value	Label	Cases	Percentage
2	Fairly great importance	2946	 40.3%
3	Neither great nor small importance	1103	 15.1%
4	Fairly small importance	392	 5.4%
5	Very small importance	210	 2.9%
999	NA	952	






Warning: these figures indicate the number of cases found in the data file. They cannot be interpreted as summary statistics of the population of interest.

Information [Type: discrete] [Format: numeric] [Range: 1- 5] [Missing: */999]

Statistics [NW/ W] [Valid: 7316 /-] [Invalid: 952 /-]

f26: F.26 Important reason for choice of party: Old habit/loyalty to my party

Literal question How important are the following reasons for your choice of party today in the European Parliament election? - Old habit/loyalty to my party

Value	Label	Cases	Percentage
1	Very great importance	752	 10.6%
2	Fairly great importance	1449	 20.4%
3	Neither great nor small importance	1667	 23.5%
4	Fairly small importance	1109	 15.6%
5	Very small importance	2116	 29.8%
999	NA	1175	






Warning: these figures indicate the number of cases found in the data file. They cannot be interpreted as summary statistics of the population of interest.

Information [Type: discrete] [Format: numeric] [Range: 1- 5] [Missing: */999]

Statistics [NW/ W] [Valid: 7093 /-] [Invalid: 1175 /-]

f27: F.27 Important reason for choice of party: The candidates on the ballots

Literal question How important are the following reasons for your choice of party today in the European Parliament election? - The candidates on the ballots

Value	Label	Cases	Percentage
1	Very great importance	1370	 19.1%
2	Fairly great importance	1825	 25.5%
3	Neither great nor small importance	1513	 21.1%
4	Fairly small importance	982	 13.7%
5	Very small importance	1465	 20.5%
999	NA	1113	

Warning: these figures indicate the number of cases found in the data file. They cannot be interpreted as summary statistics of the population of interest.

Information [Type: discrete] [Format: numeric] [Range: 1- 5] [Missing: */999]

Statistics [NW/ W] [Valid: 7155 /-] [Invalid: 1113 /-]

f28: Q.28 Important issue for choice of party: The environment

Literal question And how important are the following issues for your choice of party today in the European Parliament election? - The environment

File : VALU 2014 EUP

f28: Q.28 Important issue for choice of party: The environment

Value	Label	Cases	Percentage
1	Very great importance	4097	53.0%
2	Fairly great importance	2527	32.7%
3	Neither great nor small importance	774	10.0%
4	Fairly small importance	200	2.6%
5	Very small importance	131	1.7%
999	NA	539	

Warning: these figures indicate the number of cases found in the data file. They cannot be interpreted as summary statistics of the population of interest.

Information [Type: discrete] [Format: numeric] [Range: 1- 5] [Missing: */999]

Statistics [NW/ W] [Valid: 7729 /-] [Invalid: 539 /-]

f29: Q.29 Important issue for choice of party: The economy

Literal question And how important are the following issues for your choice of party today in the European Parliament election? - The economy

Value	Label	Cases	Percentage
1	Very great importance	3280	43.0%
2	Fairly great importance	3091	40.6%
3	Neither great nor small importance	968	12.7%
4	Fairly small importance	192	2.5%
5	Very small importance	90	1.2%
999	NA	647	

Warning: these figures indicate the number of cases found in the data file. They cannot be interpreted as summary statistics of the population of interest.

Information [Type: discrete] [Format: numeric] [Range: 1- 5] [Missing: */999]

Statistics [NW/ W] [Valid: 7621 /-] [Invalid: 647 /-]

f30: Q.30 Important issue for choice of party: Employment

Literal question And how important are the following issues for your choice of party today in the European Parliament election? - Employment

Value	Label	Cases	Percentage
1	Very great importance	3434	45.7%
2	Fairly great importance	2636	35.1%
3	Neither great nor small importance	1106	14.7%
4	Fairly small importance	212	2.8%
5	Very small importance	119	1.6%
999	NA	761	

Warning: these figures indicate the number of cases found in the data file. They cannot be interpreted as summary statistics of the population of interest.

Information [Type: discrete] [Format: numeric] [Range: 1- 5] [Missing: */999]






Statistics [NW/ W] [Valid: 7507 /-] [Invalid: 761 /-]

f31: Q.31 Important issue for choice of party: The issue on agricultural subsidies in the EU

Literal question And how important are the following issues for your choice of party today in the European Parliament election? - The issue on agricultural subsidies in the EU

File : VALU 2014 EUP

f31: Q.31 Important issue for choice of party: The issue on agricultural subsidies in the EU

Value	Label	Cases	Percentage
1	Very great importance	1524	 20.6%
2	Fairly great importance	2138	 28.9%
3	Neither great nor small importance	2396	 32.4%
4	Fairly small importance	860	 11.6%
5	Very small importance	482	 6.5%
999	NA	868	






Warning: these figures indicate the number of cases found in the data file. They cannot be interpreted as summary statistics of the population of interest.

Information [Type: discrete] [Format: numeric] [Range: 1- 5] [Missing: */999]

Statistics [NW/ W] [Valid: 7400 -/] [Invalid: 868 -/]

f32: Q.32 Important issue for choice of party: The peace in Europe

Literal question	And how important are the following issues for your choice of party today in the European Parliament election? - The peace in Europe
-------------------------	--

Value	Label	Cases	Percentage
1	Very great importance	4451	 59.0%
2	Fairly great importance	1744	 23.1%
3	Neither great nor small importance	953	 12.6%
4	Fairly small importance	235	 3.1%
5	Very small importance	157	 2.1%
999	NA	728	






Warning: these figures indicate the number of cases found in the data file. They cannot be interpreted as summary statistics of the population of interest.

Information [Type: discrete] [Format: numeric] [Range: 1- 5] [Missing: */999]

Statistics [NW/ W] [Valid: 7540 -/] [Invalid: 728 -/]

f33: Q.33 Important issue for choice of party: The national independence

Literal question	And how important are the following issues for your choice of party today in the European Parliament election? - The national independence
-------------------------	--

Value	Label	Cases	Percentage
1	Very great importance	2790	 37.6%
2	Fairly great importance	2151	 29.0%
3	Neither great nor small importance	1712	 23.1%
4	Fairly small importance	462	 6.2%
5	Very small importance	309	 4.2%
999	NA	844	

Warning: these figures indicate the number of cases found in the data file. They cannot be interpreted as summary statistics of the population of interest.

Information [Type: discrete] [Format: numeric] [Range: 1- 5] [Missing: */999]






Statistics [NW/ W] [Valid: 7424 -/] [Invalid: 844 -/]

f34: Q.34 Important issue for choice of party: If Sweden should introduce the euro as currency

Literal question	And how important are the following issues for your choice of party today in the European Parliament election? - If Sweden should introduce the euro as currency
-------------------------	--

File : VALU 2014 EUP

f34: Q.34 Important issue for choice of party: If Sweden should introduce the euro as currency

Value	Label	Cases	Percentage
1	Very great importance	2055	 27.7%
2	Fairly great importance	1577	 21.2%
3	Neither great nor small importance	2056	 27.7%
4	Fairly small importance	777	 10.5%
5	Very small importance	967	 13.0%
999	NA	836	






Warning: these figures indicate the number of cases found in the data file. They cannot be interpreted as summary statistics of the population of interest.

Information [Type: discrete] [Format: numeric] [Range: 1- 5] [Missing: */999]

Statistics [NW/ W] [Valid: 7432 /-] [Invalid: 836 /-]

f35: Q.35 Important issue for choice of party: Refugees/immigration

Literal question And how important are the following issues for your choice of party today in the European Parliament election? - Refugees/immigration

Value	Label	Cases	Percentage
1	Very great importance	2806	 37.6%
2	Fairly great importance	2346	 31.4%
3	Neither great nor small importance	1601	 21.4%
4	Fairly small importance	398	 5.3%
5	Very small importance	318	 4.3%
999	NA	799	






Warning: these figures indicate the number of cases found in the data file. They cannot be interpreted as summary statistics of the population of interest.

Information [Type: discrete] [Format: numeric] [Range: 1- 5] [Missing: */999]

Statistics [NW/ W] [Valid: 7469 /-] [Invalid: 799 /-]

f36: Q.36 Important issue for choice of party: Conditions for businesses/companies

Literal question And how important are the following issues for your choice of party today in the European Parliament election? - Conditions for businesses/companies

Value	Label	Cases	Percentage
1	Very great importance	1745	 23.8%
2	Fairly great importance	2425	 33.1%
3	Neither great nor small importance	2250	 30.7%
4	Fairly small importance	595	 8.1%
5	Very small importance	322	 4.4%
999	NA	931	

Warning: these figures indicate the number of cases found in the data file. They cannot be interpreted as summary statistics of the population of interest.

Information [Type: discrete] [Format: numeric] [Range: 1- 5] [Missing: */999]






Statistics [NW/ W] [Valid: 7337 /-] [Invalid: 931 /-]

f37: Q.37 Important issue for choice of party: Equality of opportunity between women and men

Literal question And how important are the following issues for your choice of party today in the European Parliament election? - Equality of opportunity between women and men

File : VALU 2014 EUP

f37: Q.37 Important issue for choice of party: Equality of opportunity between women and men

Value	Label	Cases	Percentage
1	Very great importance	3572	 47.4%
2	Fairly great importance	2166	 28.7%
3	Neither great nor small importance	1302	 17.3%
4	Fairly small importance	293	 3.9%
5	Very small importance	204	 2.7%
999	NA	731	






Warning: these figures indicate the number of cases found in the data file. They cannot be interpreted as summary statistics of the population of interest.

Information [Type: discrete] [Format: numeric] [Range: 1- 5] [Missing: */999]

Statistics [NW/ W] [Valid: 7537 -/] [Invalid: 731 -/]

f38: Q.38 Important issue for choice of party: Defence issues in the EU

Literal question And how important are the following issues for your choice of party today in the European Parliament election? - Defence issues in the EU

Value	Label	Cases	Percentage
1	Very great importance	1852	 25.0%
2	Fairly great importance	2336	 31.5%
3	Neither great nor small importance	2246	 30.3%
4	Fairly small importance	627	 8.4%
5	Very small importance	361	 4.9%
999	NA	846	






Warning: these figures indicate the number of cases found in the data file. They cannot be interpreted as summary statistics of the population of interest.

Information [Type: discrete] [Format: numeric] [Range: 1- 5] [Missing: */999]

Statistics [NW/ W] [Valid: 7422 -/] [Invalid: 846 -/]

f39: Q.39 Important issue for choice of party: Democracy in the EU

Literal question And how important are the following issues for your choice of party today in the European Parliament election? - Democracy in the EU

Value	Label	Cases	Percentage
1	Very great importance	3865	 51.3%
2	Fairly great importance	2428	 32.3%
3	Neither great nor small importance	969	 12.9%
4	Fairly small importance	152	 2.0%
5	Very small importance	114	 1.5%
999	NA	740	

Warning: these figures indicate the number of cases found in the data file. They cannot be interpreted as summary statistics of the population of interest.

Information [Type: discrete] [Format: numeric] [Range: 1- 5] [Missing: */999]






Statistics [NW/ W] [Valid: 7528 -/] [Invalid: 740 -/]

f40: Q.40 Important issue for choice of party: The social welfare

Literal question And how important are the following issues for your choice of party today in the European Parliament election? - The social welfare

File : VALU 2014 EUP

f40: Q.40 Important issue for choice of party: The social welfare

Value	Label	Cases	Percentage
1	Very great importance	3610	 48.1%
2	Fairly great importance	2468	 32.9%
3	Neither great nor small importance	1122	 14.9%
4	Fairly small importance	197	 2.6%
5	Very small importance	110	 1.5%
999	NA	761	






Warning: these figures indicate the number of cases found in the data file. They cannot be interpreted as summary statistics of the population of interest.

Information [Type: discrete] [Format: numeric] [Range: 1- 5] [Missing: */999]

Statistics [NW/ W] [Valid: 7507 /-] [Invalid: 761 /-]

f41: Q.41 Important issue for choice of party: Drug policy

Literal question And how important are the following issues for your choice of party today in the European Parliament election? - Drug policy (alcohol, narcotics, etc.)

Value	Label	Cases	Percentage
1	Very great importance	2186	 29.3%
2	Fairly great importance	2079	 27.8%
3	Neither great nor small importance	2098	 28.1%
4	Fairly small importance	695	 9.3%
5	Very small importance	414	 5.5%
999	NA	796	






Warning: these figures indicate the number of cases found in the data file. They cannot be interpreted as summary statistics of the population of interest.

Information [Type: discrete] [Format: numeric] [Range: 1- 5] [Missing: */999]

Statistics [NW/ W] [Valid: 7472 /-] [Invalid: 796 /-]

f42: Q.42 Important issue for choice of party: Fight against crime

Literal question And how important are the following issues for your choice of party today in the European Parliament election? - Fight against crime

Value	Label	Cases	Percentage
1	Very great importance	2852	 38.1%
2	Fairly great importance	2259	 30.1%
3	Neither great nor small importance	1660	 22.2%
4	Fairly small importance	491	 6.6%
5	Very small importance	232	 3.1%
999	NA	774	

Warning: these figures indicate the number of cases found in the data file. They cannot be interpreted as summary statistics of the population of interest.

Information [Type: discrete] [Format: numeric] [Range: 1- 5] [Missing: */999]






Statistics [NW/ W] [Valid: 7494 /-] [Invalid: 774 /-]

f43: Q.43 Important issue for choice of party: Energy and nuclear power

Literal question And how important are the following issues for your choice of party today in the European Parliament election? - Energy and nuclear power

File : VALU 2014 EUP

f43: Q.43 Important issue for choice of party: Energy and nuclear power

Value	Label	Cases	Percentage
1	Very great importance	2942	 39.3%
2	Fairly great importance	2608	 34.8%
3	Neither great nor small importance	1468	 19.6%
4	Fairly small importance	315	 4.2%
5	Very small importance	152	 2.0%
999	NA	783	






Warning: these figures indicate the number of cases found in the data file. They cannot be interpreted as summary statistics of the population of interest.

Information [Type: discrete] [Format: numeric] [Range: 1- 5] [Missing: */999]

Statistics [NW/ W] [Valid: 7485 /-] [Invalid: 783 /-]

f44: Q.44 Important issue for choice of party: The EU foreign policy

Literal question	And how important are the following issues for your choice of party today in the European Parliament election? - The EU foreign policy
-------------------------	--

Value	Label	Cases	Percentage
1	Very great importance	2031	 27.4%
2	Fairly great importance	2686	 36.2%
3	Neither great nor small importance	2053	 27.7%
4	Fairly small importance	435	 5.9%
5	Very small importance	217	 2.9%
999	NA	846	






Warning: these figures indicate the number of cases found in the data file. They cannot be interpreted as summary statistics of the population of interest.

Information [Type: discrete] [Format: numeric] [Range: 1- 5] [Missing: */999]

Statistics [NW/ W] [Valid: 7422 /-] [Invalid: 846 /-]

f45: Q.45 Important issue for choice of party: The quality of food

Literal question	And how important are the following issues for your choice of party today in the European Parliament election? - The quality of food
-------------------------	--

Value	Label	Cases	Percentage
1	Very great importance	3415	 45.5%
2	Fairly great importance	2201	 29.4%
3	Neither great nor small importance	1336	 17.8%
4	Fairly small importance	338	 4.5%
5	Very small importance	209	 2.8%
999	NA	769	

Warning: these figures indicate the number of cases found in the data file. They cannot be interpreted as summary statistics of the population of interest.

Information [Type: discrete] [Format: numeric] [Range: 1- 5] [Missing: */999]

Statistics [NW/ W] [Valid: 7499 /-] [Invalid: 769 /-]

# f46: Q.46 Important issue for choice of party: The predator policy			
Literal question		And how important are the following issues for your choice of party today in the European Parliament election? - The predator policy	
Value	Label	Cases	Percentage
1	Very great importance	1501	<div></div> 20.2%
2	Fairly great importance	1557	<div></div> 21.0%
3	Neither great nor small importance	2311	<div></div> 31.1%
4	Fairly small importance	1074	<div></div> 14.5%
5	Very small importance	986	<div></div> 13.3%
999	NA	839	
<i>Warning: these figures indicate the number of cases found in the data file. They cannot be interpreted as summary statistics of the population of interest.</i>			
Information		[Type: discrete] [Format: numeric] [Range: 1- 5] [Missing: */999]	
Statistics [NW/ W]		[Valid: 7429 /-] [Invalid: 839 /-]	

# f47: Q.47 Important issue for choice of party: Labour mobility in the EU			
Literal question		And how important are the following issues for your choice of party today in the European Parliament election? - Labour mobility in the EU	
Value	Label	Cases	Percentage
1	Very great importance	2197	<div></div> 29.2%
2	Fairly great importance	2539	<div></div> 33.8%
3	Neither great nor small importance	2082	<div></div> 27.7%
4	Fairly small importance	455	<div></div> 6.1%
5	Very small importance	244	<div></div> 3.2%
999	NA	751	
<i>Warning: these figures indicate the number of cases found in the data file. They cannot be interpreted as summary statistics of the population of interest.</i>			
Information		[Type: discrete] [Format: numeric] [Range: 1- 5] [Missing: */999]	
Statistics [NW/ W]		[Valid: 7517 /-] [Invalid: 751 /-]	