



**VALU 2009 - SVT exit poll survey
European parliament election 2009**

Näsman, Per

KTH Royal Institute of Technology, Division of Safety Research

Holmberg, Sören

University of Gothenburg, Department of Political Science

Wännström, Kent

Sveriges Television

Metadata Production

Metadata Producer(s)	Swedish national data service
Production Date	August 21, 2014
Identification	SND0874-001

Table of Contents

Overview.....	4
Scope & Coverage.....	4
Producers & Sponsors.....	5
Sampling.....	5
Data Collection.....	5
Accessibility.....	5
File Description(s).....	6
VALU 2009 EUP.....	_____
Variables List.....	7
VALU 2009 EUP.....	7
Variables Description.....	10
VALU 2009 EUP.....	_____

VALU 2009 - SVT exit poll survey European parliament election 2009

VALU 2009 - SVT:s vallokalsundersökning Europaparlamentsvalet 2009

Overview	
Type	SVT exit poll surveys
Identification	SND0874-001
Version	Production Date: 2014-08-21 2.0
Series	In Valu - Swedish exit poll surveys - voters leaving polling stations are asked by public service broadcaster Sveriges Television (SVT) to fill in a questionnaire and put it anonymously in a sealed box. After collecting and processing the responses, Sveriges Television is able to present an election forecast and an analysis of the reasons underlying the outcome of the election in it's Election Night broadcast. The surveys are referred to as VALU, an abbreviation for vallokalsundersökning, Swedish for exit poll survey. VALU has been carried out by the public service broadcaster Sveriges Television (SVT) in connection with all national elections since 1991; parliamentary elections, referendums, and elections to the European Parliament. The first exit poll survey in Sweden was carried out by SVT in collaboration with Stockholm University and University of Gothenburg. Since 1994, SVT has carried out the studies in collaboration with University of Gothenburg and the Royal Institute of Technology in Stockholm (KTH). SVT's main aim with VALU is to obtain an analytical basis for SVT's election night broadcast and for SVT's and other professional analysts' post-election analyses. Another aim is to be able to forecast the result of the election at an early stage during election night. VALU is carried out in geographical regions centred around the largest university cities. A university lecturer is appointed in each of the regions as regional survey leader. Together, these survey leaders are responsible for the field workers who carry out the survey where voting takes place before election day and outside polling stations during election day. Survey leaders and field workers are recruited from departments of statistics at the respective university. Thus, all survey leaders and field workers are familiar with statistical methods.
Abstract In VALU - Swedish exit poll surveys - voters leaving polling stations are asked by public service broadcaster Sveriges Television (SVT) to fill in a questionnaire and put it anonymously in a sealed box. After collecting and processing the responses, Sveriges Television is able to present an election forecast and an analysis of the reasons underlying the outcome of the election in it's Election Night broadcast. The surveys are referred to as VALU, an abbreviation for vallokalsundersökning, Swedish for exit poll survey. The first exit poll survey in Sweden was carried out at the parliamentary election in 1991. Since then similar studies have been carried out in connection with all Parliamentary elections, referendums and elections to the European Parliament.	
Kind of Data	Voting data: Exit polls
Unit of Analysis	Individual

Scope & Coverage	
Keywords	european parliament, european parliament election, european integration, european union, election data, exit polls, electoral issues
Topics	mass political behaviour, attitudes/opinion, elections, international politics and organisations
Time Period(s)	2009
Countries	Sweden

Universe
Swedish electorate

Producers & Sponsors	
Primary Investigator(s)	Näsman, Per, KTH Royal Institute of Technology, Division of Safety Research Holmberg, Sören, University of Gothenburg, Department of Political Science Wännström, Kent, Sveriges Television
Other Producer(s)	Sveriges Television

Sampling
Sampling Procedure In VALU a selection is made of a number of electoral districts and in this way their respective polling station. The number of electoral districts to be selected for VALU is allocated among the different regions according to the size of the electorate. Within each region, the electoral districts are then selected to be included in VALU. This selection is based on the size and geographical location of the electoral district.
Response Rate 23

Data Collection	
Data Collection Dates	start 2009-05-28 end 2009-06-07
Time Period(s)	
Data Collection Mode	Fixed form self-administred questionnaire: paper
Data Collection Notes Andelen som vägrade fylla i enkäten vid de förtida röstningslokalerna var cirka 25%. Siffran baserar sig helt på bedömningar av fältombuden då ingen kontroll av antalet vägrare eller kartläggning av deras bakgrundsvariabler eller motiv för vägran gjordes. Spontan uppgav huvuddelen av vägrarna tidsbriust som motivet för vägran. Andelen vägrare under valdagen bedöms av fältombuden som genomgående lägre än vid de förtida röstningsställena.	

Accessibility	
Distributor(s)	Swedish National Data Service

File Description(s)

Dataset contains 1 file(s)

VALU 2009 EUP	
Cases	7773
Variable(s)	52

Variables List

Dataset contains 52 variable(s)

VALU 2009 EUP			
#			
1	SND_studie	SND-studie 0874	-
2	SND_dataset_..	SND-dataset 0874-001	-
3	SND_version_..	SND version 2.0	-
4	ort	Central location	-
5	typ	Vote in advance or vote at poll station	-
6	f1	Q.1 Party voted for in the 2009 European Parliamentary election	Which party did you vote for today?
7	f2	Q.2 Marked a candidate on the ballot	Did you use the possibility to vote for a person by marking a candidate on your ballot?
8	f3	Q.3 Time for party choice	When did you decide how you were going to vote in the European Parliament election?
9	f4	Q.4 Subjective placement on ideological left-right scale	Sometimes people talk of political opinions in terms of left-right. Where would you place yourself?
10	f5	Q.5 Party voted for if parliamentary election today	Which party would you vote for if it was a parliamentary election today?
11	f6	Q.6 Trust in Swedish politicians	In general, how much trust do you have in Swedish politicians?
12	f7	Q.7 Opinion on the Swedish EU membership	Do you think Sweden should leave the EU or remain a member of EU?
13	f8	Q.8 Attitude towards the EU	In general, what is your attitude towards the EU?
14	f9	Q.9 Opinion on EU developing into a federal state	Do you think it would be positive or negative if the EU developed into a federal state, a kind of United States of Europe?
15	f10	Q.10 Gender	Are you a woman or a man?
16	f11	Q.11 Year of birth	What year were you born?
17	f12	Q.12 Swedish citizen	Are you a citizen of Sweden?
18	f13	Q.13 Area/country of upbringing: Yourself	Where did you, your father and your mother for the most part live as a child? - Yourself
19	f14	Q.14 Area/country of upbringing: Father	Where did you, your father and your mother for the most part live as a child? - Your father
20	f15	Q.15 Area/country of upbringing: Mother	Where did you, your father and your mother for the most part live as a child? - Your mother
21	f16	Q.16 Educational attainment	What is your education?
22	f17	Q.17 Satisfaction with democracy in Sweden	On the whole, are you very satisfied, fairly satisfied, not especially satisfied or not at all satisfied with the way democracy works in Sweden?
23	f18	Q.18 Satisfaction with democracy in the European Union	On the whole, are you very satisfied, fairly satisfied, not especially satisfied or not at all satisfied with the way democracy works in the European Union?
24	f19	Q.19 Employment sector	Are/were you employed by the state, local government or a private employer?
25	f20	Q.20 Labour market situation	Which of these groups do you belong to?

VALU 2009 EUP			
#			
26	f21	Q.21 Current or previous occupational group	Which of these occupational groups do you/did you belong to?
27	f22	Q.22 Union membership	Are you a member in a trade/labour union?
28	f23	Q.23 Church/communion attendance	How often do you usually attend a service or a meeting in a church/communion?
29	f24	Q.24 Important reason for choice of party: The parties' policies on EU-related issues	How important are the following reasons for your choice of party today in the European Parliament election? - The parties' policies on EU-related issues
30	f25	Q.25 Important reason for choice of party: The parties' policies in Swedish politics	How important are the following reasons for your choice of party today in the European Parliament election? - The parties' policies in Swedish politics
31	f26	Q.26 Important reason for choice of party: Old habit/loyalty to my party	How important are the following reasons for your choice of party today in the European Parliament election? - Old habit/loyalty to my party
32	f27	Q.27 Important reason for choice of party: The candidates on the ballots	How important are the following reasons for your choice of party today in the European Parliament election? - The candidates on the ballots
33	f28	Q.28 Important issue for choice of party: The environment	And how important are the following issues for your choice of party today in the European Parliament election? - The environment
34	f29	Q.29 Important issue for choice of party: The economy	And how important are the following issues for your choice of party today in the European Parliament election? - The economy
35	f30	Q.30 Important issue for choice of party: Employment	And how important are the following issues for your choice of party today in the European Parliament election? - Employment
36	f31	Q.31 Important issue for choice of party: The issue on agricultural subsidies in the EU	And how important are the following issues for your choice of party today in the European Parliament election? - The issue on agricultural subsidies in the EU
37	f32	Q.32 Important issue for choice of party: The peace in Europe	And how important are the following issues for your choice of party today in the European Parliament election? - The peace in Europe
38	f33	Q.33 Important issue for choice of party: The national independence	And how important are the following issues for your choice of party today in the European Parliament election? - The national independence
39	f34	Q.34 Important issue for choice of party: If Sweden should introduce the euro as currency	And how important are the following issues for your choice of party today in the European Parliament election? - If Sweden should introduce the euro as currency
40	f35	Q.35 Important issue for choice of party: Refugees/immigration	And how important are the following issues for your choice of party today in the European Parliament election? - Refugees/immigration
41	f36	Q.36 Important issue for choice of party: Turkey's EU membership	And how important are the following issues for your choice of party today in the European Parliament election? - Turkey's EU membership
42	f37	Q.37 Important issue for choice of party: Conditions for businesses/companies	And how important are the following issues for your choice of party today in the European Parliament election? - Conditions for businesses/companies
43	f38	Q.38 Important issue for choice of party: Equality of opportunity between women and men	And how important are the following issues for your choice of party today in the European Parliament election? - Equality of opportunity between women and men
44	f39	Q.39 Important issue for choice of party: Defence issues in the EU	And how important are the following issues for your choice of party today in the European Parliament election? - Defence issues in the EU

VALU 2009 EUP			
#			
45	f40	Q.40 Important issue for choice of party: Democracy in the EU	And how important are the following issues for your choice of party today in the European Parliament election? - Democracy in the EU
46	f41	Q.41 Important issue for choice of party: The social welfare	And how important are the following issues for your choice of party today in the European Parliament election? - The social welfare
47	f42	Q.42 Important issue for choice of party: Drug policy	And how important are the following issues for your choice of party today in the European Parliament election? - Drug policy (alcohol, narcotics, etc.)
48	f43	Q.43 Important issue for choice of party: The position of the trade unions	And how important are the following issues for your choice of party today in the European Parliament election? - The position of the trade unions
49	f44	Q.44 Important issue for choice of party: Fight against crime	And how important are the following issues for your choice of party today in the European Parliament election? - Fight against crime
50	f45	Q.45 Important issue for choice of party: The issue of file sharing	And how important are the following issues for your choice of party today in the European Parliament election? -The issue of file sharing
51	f46	Q.46 Important issue for choice of party: Energy and nuclear power	And how important are the following issues for your choice of party today in the European Parliament election? - Energy and nuclear power
52	f47	Q.47 Important issue for choice of party: The EU foreign policy	And how important are the following issues for your choice of party today in the European Parliament election? - The EU foreign policy

Variables Description

Dataset contains 52 variable(s)

File : VALU 2009 EUP			
# SND_studie: SND-studie 0874			
		SND study 0874: VALU 2009 - SVT exit poll survey EU-parliament election 2009	
Value	Label	Cases	Percentage
874	SND 0874	7773	100.0%
<i>Warning: these figures indicate the number of cases found in the data file. They cannot be interpreted as summary statistics of the population of interest.</i>			
Information		[Type: discrete] [Format: numeric] [Range: 874- 874] [Missing: *]	
Statistics [NW/ W]		[Valid: 7773 /-] [Invalid: 0 /-]	

# SND_dataset: SND-dataset 0874-001			
		SND dataset 0874-001: VALU 2009 - SVT exit poll survey EU-parliament election 2009	
Value	Label	Cases	Percentage
1	SND 0874-001	7773	100.0%
<i>Warning: these figures indicate the number of cases found in the data file. They cannot be interpreted as summary statistics of the population of interest.</i>			
Information		[Type: discrete] [Format: numeric] [Range: 1- 1] [Missing: *]	
Statistics [NW/ W]		[Valid: 7773 /-] [Invalid: 0 /-]	

# SND_version: SND version 2.0			
		SND version 2.0, July 2014	
Value	Label	Cases	Percentage
2	SND 2.0	7773	100.0%
<i>Warning: these figures indicate the number of cases found in the data file. They cannot be interpreted as summary statistics of the population of interest.</i>			
Information		[Type: discrete] [Format: numeric] [Range: 2- 2] [Missing: *]	
Statistics [NW/ W]		[Valid: 7773 /-] [Invalid: 0 /-]	

# ort: Central location			
		Central location	
Value	Label	Cases	Percentage
1	Stockholm	2494	32.1%
2	Lund	1649	21.2%
3	Göteborg	2141	27.5%
4	Sundsvall	1489	19.2%
<i>Warning: these figures indicate the number of cases found in the data file. They cannot be interpreted as summary statistics of the population of interest.</i>			
Information		[Type: discrete] [Format: numeric] [Range: 1- 4] [Missing: *]	
Statistics [NW/ W]		[Valid: 7773 /-] [Invalid: 0 /-]	

# typ: Vote in advance or vote at poll station			
		Vote in advance or vote at poll station	
Value	Label	Cases	Percentage
1	Vote in advance	2642	34.0%
2	Vote et poll station	5131	66.0%
<i>Warning: these figures indicate the number of cases found in the data file. They cannot be interpreted as summary statistics of the population of interest.</i>			

File : VALU 2009 EUP	
# typ: Vote in advance or vote at poll station	
Information	[Type: discrete] [Format: numeric] [Range: 1- 2] [Missing: *]
Statistics [NW/ W]	[Valid: 7773 /-] [Invalid: 0 /-]

# f1: Q.1 Party voted for in the 2009 European Parliamentary election			
Literal question		Which party did you vote for today?	
Value	Label	Cases	Percentage
1	Moderate Party	1293	<div><div></div></div> 16.8%
2	Centre Party	439	<div><div></div></div> 5.7%
3	Liberal party	979	<div><div></div></div> 12.7%
4	Christian Democrats	388	<div><div></div></div> 5.1%
5	Social Democrats	1719	<div><div></div></div> 22.4%
6	Left Party	484	<div><div></div></div> 6.3%
7	Green Party	1008	<div><div></div></div> 13.1%
81	June List	273	<div><div></div></div> 3.6%
82	Feminist Initiative	245	<div><div></div></div> 3.2%
83	Pirate Party	567	<div><div></div></div> 7.4%
84	Sweden Democrats	181	<div><div></div></div> 2.4%
85	Other party	21	<div><div></div></div> 0.3%
86	Blank	86	<div><div></div></div> 1.1%
999	NA	90	
Warning: these figures indicate the number of cases found in the data file. They cannot be interpreted as summary statistics of the population of interest.			
Information		[Type: discrete] [Format: numeric] [Range: 1- 86] [Missing: */999]	
Statistics [NW/ W]		[Valid: 7683 -] [Invalid: 90 -]	

# f2: Q.2 Marked a candidate on the ballot			
Literal question		Did you use the possibility to vote for a person by marking a candidate on your ballot?	
Value	Label	Cases	Percentage
1	Yes	4989	<div></div> 64.9%
2	No	2700	<div></div> 35.1%
999	NA	84	
Warning: these figures indicate the number of cases found in the data file. They cannot be interpreted as summary statistics of the population of interest.			
Information		[Type: discrete] [Format: numeric] [Range: 1- 2] [Missing: */999]	
Statistics [NW/ W]		[Valid: 7689 /-] [Invalid: 84 /-]	






# f3: Q.3 Time for party choice			
Literal question		When did you decide how you were going to vote in the European Parliament election?	
Value	Label	Cases	Percentage
1	Today	1442	<div></div> 18.7%
2	During the past week	1855	<div></div> 24.0%
3	Earlier during the election campaign	1563	<div></div> 20.2%
4	Have known for a long time how I was going to vote	2871	<div></div> 37.1%

File : VALU 2009 EUP














f3: Q.3 Time for party choice

Value	Label	Cases	Percentage
999	NA	42	
<i>Warning: these figures indicate the number of cases found in the data file. They cannot be interpreted as summary statistics of the population of interest.</i>			
Information	[Type: discrete] [Format: numeric] [Range: 1- 4] [Missing: */999]		
Statistics [NW/ W]	[Valid: 7731 /-] [Invalid: 42 /-]		

f4: Q.4 Subjective placement on ideological left-right scale

Literal question	Sometimes people talk of political opinions in terms of left-right. Where would you place yourself?		
Value	Label	Cases	Percentage
1	Clearly to the left	1465	 19.3%
2	Somewhat to the left	1692	 22.2%
3	Neither left nor right	1515	 19.9%
4	Somewhat to the right	1920	 25.2%
5	Clearly to the right	1016	 13.4%
999	NA	165	
<i>Warning: these figures indicate the number of cases found in the data file. They cannot be interpreted as summary statistics of the population of interest.</i>			
Information	[Type: discrete] [Format: numeric] [Range: 1- 5] [Missing: */999]		
Statistics [NW/ W]	[Valid: 7608 /-] [Invalid: 165 /-]		

f5: Q.5 Party voted for if parliamentary election today





Literal question	Which party would you vote for if it was a parliamentary election today?		
Value	Label	Cases	Percentage
1	Moderate Party	2005	 26.8%
2	Centre Party	387	 5.2%
3	Liberal party	615	 8.2%
4	Christian Democrats	334	 4.5%
5	Social Democrats	2018	 27.0%
6	Left Party	634	 8.5%
7	Green Party	797	 10.6%
81	June List	58	 0.8%
82	Feminist Initiative	103	 1.4%
83	Pirate Party	224	 3.0%
84	Sweden Democrats	220	 2.9%
85	Other party	73	 1.0%
86	Not entitled to vote	18	 0.2%
999	NA	287	
<i>Warning: these figures indicate the number of cases found in the data file. They cannot be interpreted as summary statistics of the population of interest.</i>			
Information	[Type: discrete] [Format: numeric] [Range: 1- 86] [Missing: */999]		
Statistics [NW/ W]	[Valid: 7486 /-] [Invalid: 287 /-]		

f6: Q.6 Trust in Swedish politicians

Literal question	In general, how much trust do you have in Swedish politicians?
-------------------------	--

File : VALU 2009 EUP




f6: Q.6 Trust in Swedish politicians

Value	Label	Cases	Percentage
1	Very high	448	 5.8%
2	Quite high	4259	 55.5%
3	Quite low	2388	 31.1%
4	Very low	579	 7.5%
999	NA	99	

Warning: these figures indicate the number of cases found in the data file. They cannot be interpreted as summary statistics of the population of interest.

Information	[Type: discrete] [Format: numeric] [Range: 1- 4] [Missing: */999]
Statistics [NW/ W]	[Valid: 7674 /-] [Invalid: 99 /-]







f7: Q.7 Opinion on the Swedish EU membership

Literal question	Do you think Sweden should leave the EU or remain a member of EU?		
Value	Label	Cases	Percentage
1	Sweden should leave EU	1346	 17.5%
2	Sweden should remain a member of EU	5397	 70.2%
3	No opinion	944	 12.3%
999	NA	86	

Warning: these figures indicate the number of cases found in the data file. They cannot be interpreted as summary statistics of the population of interest.

Information	[Type: discrete] [Format: numeric] [Range: 1- 3] [Missing: */999]
Statistics [NW/ W]	[Valid: 7687 /-] [Invalid: 86 /-]



f8: Q.8 Attitude towards the EU

Literal question	In general, what is your attitude towards the EU?		
Value	Label	Cases	Percentage
1	Very positive	905	 11.7%
2	Rather positive	3002	 38.9%
3	Neither positive nor negative	1833	 23.7%
4	Rather negative	1314	 17.0%
5	Very negative	547	 7.1%
6	No opinion	119	 1.5%
999	NA	53	

Warning: these figures indicate the number of cases found in the data file. They cannot be interpreted as summary statistics of the population of interest.

Information	[Type: discrete] [Format: numeric] [Range: 1- 6] [Missing: */999]
Statistics [NW/ W]	[Valid: 7720 /-] [Invalid: 53 /-]

f9: Q.9 Opinion on EU developing into a federal state

Literal question	Do you think it would be positive or negative if the EU developed into a federal state, a kind of United States of Europe?		
Value	Label	Cases	Percentage
1	Very positive	527	 7.0%
2	Rather positive	1660	 21.9%

File : VALU 2009 EUP

f9: Q.9 Opinion on EU developing into a federal state

Value	Label	Cases	Percentage
3	Neither positive nor negative	1954	25.8%
4	Rather negative	1832	24.2%
5	Very negative	1604	21.2%
999	NA	196	

Warning: these figures indicate the number of cases found in the data file. They cannot be interpreted as summary statistics of the population of interest.

Information	[Type: discrete] [Format: numeric] [Range: 1- 5] [Missing: */999]
Statistics [NW/ W]	[Valid: 7577 /-] [Invalid: 196 /-]

f10: Q.10 Gender

Literal question	Are you a woman or a man?
-------------------------	---------------------------

Value	Label	Cases	Percentage
1	Woman	3517	51.1%
2	Man	3362	48.9%
999	NA	894	

Warning: these figures indicate the number of cases found in the data file. They cannot be interpreted as summary statistics of the population of interest.

Information	[Type: discrete] [Format: numeric] [Range: 1- 2] [Missing: */999]
Statistics [NW/ W]	[Valid: 6879 /-] [Invalid: 894 /-]

f11: Q.11 Year of birth

Literal question	What year were you born?
Interviewer's instructions	Write your year of birth!

Value	Label	Cases	Percentage
1911	1911	7	0.1%
1912	1912	1	0.0%
1913	1913	1	0.0%
1914	1914	1	0.0%
1916	1916	1	0.0%
1917	1917	2	0.0%
1918	1918	2	0.0%
1920	1920	3	0.0%
1921	1921	11	0.2%
1922	1922	12	0.2%
1923	1923	9	0.1%
1924	1924	13	0.2%
1925	1925	18	0.3%
1926	1926	32	0.5%
1927	1927	26	0.4%
1928	1928	31	0.5%
1929	1929	33	0.5%
1930	1930	37	0.5%
1931	1931	41	0.6%

File : VALU 2009 EUP

f11: Q.11 Year of birth

Value	Label	Cases	Percentage
1932	1932	48	0.7%
1933	1933	61	0.9%
1934	1934	55	0.8%
1935	1935	54	0.8%
1936	1936	96	1.4%
1937	1937	76	1.1%
1938	1938	81	1.2%
1939	1939	88	1.3%
1940	1940	80	1.2%
1941	1941	88	1.3%
1942	1942	125	1.8%
1943	1943	132	1.9%
1944	1944	168	2.5%
1945	1945	161	2.3%
1946	1946	142	2.1%
1947	1947	145	2.1%
1948	1948	135	2.0%
1949	1949	133	1.9%
1950	1950	126	1.8%
1951	1951	115	1.7%
1952	1952	112	1.6%
1953	1953	124	1.8%
1954	1954	121	1.8%
1955	1955	114	1.7%
1956	1956	112	1.6%
1957	1957	111	1.6%
1958	1958	99	1.4%
1959	1959	122	1.8%
1960	1960	93	1.4%
1961	1961	113	1.6%
1962	1962	104	1.5%
1963	1963	99	1.4%
1964	1964	115	1.7%
1965	1965	112	1.6%
1966	1966	109	1.6%
1967	1967	116	1.7%
1968	1968	100	1.5%
1969	1969	103	1.5%
1970	1970	103	1.5%
1971	1971	121	1.8%
1972	1972	104	1.5%
1973	1973	128	1.9%
1974	1974	113	1.6%

File : VALU 2009 EUP

f11: Q.11 Year of birth

Value	Label	Cases	Percentage
1975	1975	128	<div><div></div></div> 1.9%
1976	1976	117	<div><div></div></div> 1.7%
1977	1977	94	<div><div></div></div> 1.4%
1978	1978	107	<div><div></div></div> 1.6%
1979	1979	104	<div><div></div></div> 1.5%
1980	1980	146	<div><div></div></div> 2.1%
1981	1981	135	<div><div></div></div> 2.0%
1982	1982	126	<div><div></div></div> 1.8%
1983	1983	116	<div><div></div></div> 1.7%
1984	1984	118	<div><div></div></div> 1.7%
1985	1985	119	<div><div></div></div> 1.7%
1986	1986	115	<div><div></div></div> 1.7%
1987	1987	97	<div><div></div></div> 1.4%
1988	1988	109	<div><div></div></div> 1.6%
1989	1989	112	<div><div></div></div> 1.6%
1990	1990	114	<div><div></div></div> 1.7%
1991	1991	57	<div><div></div></div> 0.8%
999	Uppgift saknas	921	

Warning: these figures indicate the number of cases found in the data file. They cannot be interpreted as summary statistics of the population of interest.

Information	[Type: continuous] [Format: numeric] [Range: 1911- 1991] [Missing: */999]
Statistics [NW/ W]	[Valid: 6852 /-] [Invalid: 921 /-]

f12: Q.12 Swedish citizen

Literal question	Are you a citizen of Sweden?		
Value	Label	Cases	Percentage
1	Yes	6586	<div><div></div></div> 98.7%
2	No	90	<div><div></div></div> 1.3%
999	NA	1097	

Warning: these figures indicate the number of cases found in the data file. They cannot be interpreted as summary statistics of the population of interest.

Information	[Type: discrete] [Format: numeric] [Range: 1- 2] [Missing: */999]
Statistics [NW/ W]	[Valid: 6676 /-] [Invalid: 1097 /-]

f13: Q.13 Area/country of upbringing: Yourself

Literal question	Where did you, your father and your mother for the most part live as a child? - Yourself		
Value	Label	Cases	Percentage
1	Rural area in Sweden	1885	<div><div></div></div> 24.8%
2	Village in Sweden	2204	<div><div></div></div> 29.0%
3	City/town in Sweden	1884	<div><div></div></div> 24.8%
4	Stockholm, Gothenburg, Malmö	1243	<div><div></div></div> 16.4%
5	Other Nordic country	87	<div><div></div></div> 1.1%
6	Other European country	145	<div><div></div></div> 1.9%

File : VALU 2009 EUP

f13: Q.13 Area/country of upbringing: Yourself

Value	Label	Cases	Percentage
7	Non-European country	147	1.9%
999	NA	178	
<i>Warning: these figures indicate the number of cases found in the data file. They cannot be interpreted as summary statistics of the population of interest.</i>			
Information		[Type: discrete] [Format: numeric] [Range: 1- 7] [Missing: */999]	
Statistics [NW/ W]		[Valid: 7595 -/] [Invalid: 178 -/]	

f14: Q.14 Area/country of upbringing: Father

Literal question		Where did you, your father and your mother for the most part live as a child? - Your father	
Value	Label	Cases	Percentage
1	Rural area in Sweden	2425	34.6%
2	Village in Sweden	1748	25.0%
3	City/town in Sweden	1333	19.0%
4	Stockholm, Gothenburg, Malmö	853	12.2%
5	Other Nordic country	156	2.2%
6	Other European country	271	3.9%
7	Non-European country	217	3.1%
999	NA	770	
<i>Warning: these figures indicate the number of cases found in the data file. They cannot be interpreted as summary statistics of the population of interest.</i>			
Information		[Type: discrete] [Format: numeric] [Range: 1- 7] [Missing: */999]	
Statistics [NW/ W]		[Valid: 7003 -/] [Invalid: 770 -/]	

f15: Q.15 Area/country of upbringing: Mother

Literal question		Where did you, your father and your mother for the most part live as a child? - Your mother	
Value	Label	Cases	Percentage
1	Rural area in Sweden	2438	34.7%
2	Village in Sweden	1694	24.1%
3	City/town in Sweden	1341	19.1%
4	Stockholm, Gothenburg, Malmö	867	12.3%
5	Other Nordic country	231	3.3%
6	Other European country	258	3.7%
7	Non-European country	196	2.8%
999	NA	748	
<i>Warning: these figures indicate the number of cases found in the data file. They cannot be interpreted as summary statistics of the population of interest.</i>			
Information		[Type: discrete] [Format: numeric] [Range: 1- 7] [Missing: */999]	
Statistics [NW/ W]		[Valid: 7025 -/] [Invalid: 748 -/]	

f16: Q.16 Educational attainment

Literal question		What is your education?	
Value	Label	Cases	Percentage
1	Not completed compulsory school (grades 1-9 or equivalent)	170	2.3%

File : VALU 2009 EUP

f16: Q.16 Educational attainment

Value	Label	Cases	Percentage
2	Compulsory school (grades 1-9 or equivalent)	928	12.4%
3	Studies at upper-secondary school, folk high school (SW: folkhögskola)	914	12.2%
4	Degree from upper-secondary school, folk high school (SW: folkhögskola)	1195	15.9%
5	Post upper-secondary education, not university or university college	712	9.5%
6	Studies at/degree from university/university college	3342	44.6%
7	Postgraduate studies/third cycle degree	240	3.2%
999	NA	272	

Warning: these figures indicate the number of cases found in the data file. They cannot be interpreted as summary statistics of the population of interest.

Information	[Type: discrete] [Format: numeric] [Range: 1- 7] [Missing: */999]
Statistics [NW/ W]	[Valid: 7501 /-] [Invalid: 272 /-]

f17: Q.17 Satisfaction with democracy in Sweden

Literal question	On the whole, are you very satisfied, fairly satisfied, not especially satisfied or not at all satisfied with the way democracy works in Sweden?
------------------	--

Value	Label	Cases	Percentage
1	Very satisfied	1729	22.6%
2	Rather satisfied	4631	60.6%
3	Not particularly satisfied	1066	14.0%
4	Not at all satisfied	210	2.8%
999	NA	137	

Warning: these figures indicate the number of cases found in the data file. They cannot be interpreted as summary statistics of the population of interest.

Information	[Type: discrete] [Format: numeric] [Range: 1- 4] [Missing: */999]
Statistics [NW/ W]	[Valid: 7636 /-] [Invalid: 137 /-]

f18: Q.18 Satisfaction with democracy in the European Union

Literal question	On the whole, are you very satisfied, fairly satisfied, not especially satisfied or not at all satisfied with the way democracy works in the European Union?
------------------	--

Value	Label	Cases	Percentage
1	Very satisfied	221	3.2%
2	Rather satisfied	3056	43.8%
3	Not particularly satisfied	2796	40.0%
4	Not at all satisfied	911	13.0%
999	NA	789	

Warning: these figures indicate the number of cases found in the data file. They cannot be interpreted as summary statistics of the population of interest.

Information	[Type: discrete] [Format: numeric] [Range: 1- 4] [Missing: */999]
Statistics [NW/ W]	[Valid: 6984 /-] [Invalid: 789 /-]

f19: Q.19 Employment sector

Literal question	Are/were you employed by the state, local government or a private employer?
------------------	---

File : VALU 2009 EUP			
# f19: Q.19 Employment sector			
Value	Label	Cases	Percentage
1	State	1054	<div><div></div></div> 14.5%
2	Local/regional government	2186	<div><div></div></div> 30.0%
3	Private	3810	<div><div></div></div> 52.3%
4	Never had paid work	232	<div><div></div></div> 3.2%
999	NA	491	
<i>Warning: these figures indicate the number of cases found in the data file. They cannot be interpreted as summary statistics of the population of interest.</i>			
Information	[Type: discrete] [Format: numeric] [Range: 1- 4] [Missing: */999]		
Statistics [NW/ W]	[Valid: 7282 /-] [Invalid: 491 /-]		

# f20: Q.20 Labour market situation			
Literal question	Which of these groups do you belong to?		
Value	Label	Cases	Percentage
1	Gainfully employed (including on sick leave, parental leave)	4310	<div><div></div></div> 58.3%
2	Participating in labour market policy measures	327	<div><div></div></div> 4.4%
3	Unemployed	235	<div><div></div></div> 3.2%
4	Old age/early retirement contractual pensioner	1646	<div><div></div></div> 22.3%
5	Have sickness/activity compensation	197	<div><div></div></div> 2.7%
6	Homeworker	50	<div><div></div></div> 0.7%
7	Student	630	<div><div></div></div> 8.5%
999	NA	378	
<i>Warning: these figures indicate the number of cases found in the data file. They cannot be interpreted as summary statistics of the population of interest.</i>			
Information	[Type: discrete] [Format: numeric] [Range: 1- 7] [Missing: */999]		
Statistics [NW/ W]	[Valid: 7395 /-] [Invalid: 378 /-]		

# f21: Q.21 Current or previous occupational group			
Literal question	Which of these occupational groups do you/did you belong to?		
Value	Label	Cases	Percentage
1	White-collar worker	2699	<div><div></div></div> 36.8%
2	White-collar worker with supervisory status	1067	<div><div></div></div> 14.6%
3	White-collar worker in a senior leadership position	394	<div><div></div></div> 5.4%
4	Blue collar worker	1939	<div><div></div></div> 26.5%
5	Blue collar worker with supervisory status	278	<div><div></div></div> 3.8%
6	Farmer: no employee	58	<div><div></div></div> 0.8%
7	Farmer: one or more employees	30	<div><div></div></div> 0.4%
81	Self-employed: no employee	269	<div><div></div></div> 3.7%
82	Self-employed: 1-9 employees	255	<div><div></div></div> 3.5%
83	Self-employed: 10 or more employees	96	<div><div></div></div> 1.3%
84	Never had paid work	245	<div><div></div></div> 3.3%
999	NA	443	
<i>Warning: these figures indicate the number of cases found in the data file. They cannot be interpreted as summary statistics of the population of interest.</i>			
Information	[Type: discrete] [Format: numeric] [Range: 1- 84] [Missing: */999]		

File : VALU 2009 EUP

f21: Q.21 Current or previous occupational group

Statistics [NW/ W] [Valid: 7330 /-] [Invalid: 443 /-]

f22: Q.22 Union membership

Literal question Are you a member in a trade/labour union?

Value	Label	Cases	Percentage
1	Yes, a LO union	1539	21.1%
2	Yes, a TCO union	1293	17.8%
3	Yes, a SACO union	1165	16.0%
4	No	3281	45.1%
999	NA	495	

Warning: these figures indicate the number of cases found in the data file. They cannot be interpreted as summary statistics of the population of interest.

Information [Type: discrete] [Format: numeric] [Range: 1- 4] [Missing: */999]

Statistics [NW/ W] [Valid: 7278 /-] [Invalid: 495 /-]

f23: Q.23 Church/communion attendance

Literal question How often do you usually attend a service or a meeting in a church/communion?

Value	Label	Cases	Percentage
1	At least once a month	647	8.6%
2	A couple of times	1446	19.2%
3	Less frequently	2440	32.4%
4	Never	2993	39.8%
999	NA	247	

Warning: these figures indicate the number of cases found in the data file. They cannot be interpreted as summary statistics of the population of interest.

Information [Type: discrete] [Format: numeric] [Range: 1- 4] [Missing: */999]

Statistics [NW/ W] [Valid: 7526 /-] [Invalid: 247 /-]

f24: Q.24 Important reason for choice of party: The parties' policies on EU-related issues

Literal question How important are the following reasons for your choice of party today in the European Parliament election? - The parties' policies on EU-related issues

Interviewer's instructions Sätt ett kryss på varje rad

Value	Label	Cases	Percentage
1	Very great importance	2750	38.6%
2	Fairly great importance	2783	39.1%
3	Neither great nor small importance	1079	15.2%
4	Fairly small importance	334	4.7%
5	Very small importance	175	2.5%
999	NA	652	

Warning: these figures indicate the number of cases found in the data file. They cannot be interpreted as summary statistics of the population of interest.

Information [Type: discrete] [Format: numeric] [Range: 1- 5] [Missing: */999]






Statistics [NW/ W] [Valid: 7121 /-] [Invalid: 652 /-]

File : VALU 2009 EUP

f25: Q.25 Important reason for choice of party: The parties' policies in Swedish politics

Literal question How important are the following reasons for your choice of party today in the European Parliament election? - The parties' policies in Swedish politics

Interviewer's instructions Sätt ett kryss på varje rad

Value	Label	Cases	Percentage
1	Very great importance	2391	 34.4%
2	Fairly great importance	2805	 40.4%
3	Neither great nor small importance	1056	 15.2%
4	Fairly small importance	418	 6.0%
5	Very small importance	273	 3.9%
999	NA	830	

Warning: these figures indicate the number of cases found in the data file. They cannot be interpreted as summary statistics of the population of interest.






Information [Type: discrete] [Format: numeric] [Range: 1- 5] [Missing: */999]

Statistics [NW/ W] [Valid: 6943 /-] [Invalid: 830 /-]

f26: Q.26 Important reason for choice of party: Old habit/loyalty to my party

Literal question How important are the following reasons for your choice of party today in the European Parliament election? - Old habit/loyalty to my party

Interviewer's instructions Sätt ett kryss på varje rad

Value	Label	Cases	Percentage
1	Very great importance	722	 10.6%
2	Fairly great importance	1476	 21.7%
3	Neither great nor small importance	1645	 24.2%
4	Fairly small importance	1081	 15.9%
5	Very small importance	1863	 27.4%
999	NA	986	

Warning: these figures indicate the number of cases found in the data file. They cannot be interpreted as summary statistics of the population of interest.






Information [Type: discrete] [Format: numeric] [Range: 1- 5] [Missing: */999]

Statistics [NW/ W] [Valid: 6787 /-] [Invalid: 986 /-]

f27: Q.27 Important reason for choice of party: The candidates on the ballots

Literal question How important are the following reasons for your choice of party today in the European Parliament election? - The candidates on the ballots

Interviewer's instructions Sätt ett kryss på varje rad

Value	Label	Cases	Percentage
1	Very great importance	1620	 23.7%
2	Fairly great importance	1932	 28.2%
3	Neither great nor small importance	1272	 18.6%
4	Fairly small importance	823	 12.0%
5	Very small importance	1200	 17.5%
999	NA	926	

Warning: these figures indicate the number of cases found in the data file. They cannot be interpreted as summary statistics of the population of interest.

Information [Type: discrete] [Format: numeric] [Range: 1- 5] [Missing: */999]

File : VALU 2009 EUP

f27: Q.27 Important reason for choice of party: The candidates on the ballots

Statistics [NW/ W] [Valid: 6847 /-] [Invalid: 926 /-]

f28: Q.28 Important issue for choice of party: The environment

Literal question And how important are the following issues for your choice of party today in the European Parliament election? - The environment

Interviewer's instructions Sätt ett kryss på varje rad

Value	Label	Cases	Percentage
1	Very great importance	3849	53.0%
2	Fairly great importance	2334	32.2%
3	Neither great nor small importance	721	9.9%
4	Fairly small importance	184	2.5%
5	Very small importance	170	2.3%
999	NA	515	

Warning: these figures indicate the number of cases found in the data file. They cannot be interpreted as summary statistics of the population of interest.

Information [Type: discrete] [Format: numeric] [Range: 1- 5] [Missing: */999]

Statistics [NW/ W] [Valid: 7258 /-] [Invalid: 515 /-]

f29: Q.29 Important issue for choice of party: The economy

Literal question And how important are the following issues for your choice of party today in the European Parliament election? - The economy

Interviewer's instructions Sätt ett kryss på varje rad

Value	Label	Cases	Percentage
1	Very great importance	3354	46.9%
2	Fairly great importance	2674	37.4%
3	Neither great nor small importance	814	11.4%
4	Fairly small importance	161	2.2%
5	Very small importance	156	2.2%
999	NA	614	

Warning: these figures indicate the number of cases found in the data file. They cannot be interpreted as summary statistics of the population of interest.

Information [Type: discrete] [Format: numeric] [Range: 1- 5] [Missing: */999]

Statistics [NW/ W] [Valid: 7159 /-] [Invalid: 614 /-]

f30: Q.30 Important issue for choice of party: Employment

Literal question And how important are the following issues for your choice of party today in the European Parliament election? - Employment

Interviewer's instructions Sätt ett kryss på varje rad






Value	Label	Cases	Percentage
1	Very great importance	3301	46.9%
2	Fairly great importance	2321	33.0%
3	Neither great nor small importance	1003	14.2%
4	Fairly small importance	228	3.2%
5	Very small importance	188	2.7%

File : VALU 2009 EUP






f30: Q.30 Important issue for choice of party: Employment

Value	Label	Cases	Percentage
999	NA	732	
<i>Warning: these figures indicate the number of cases found in the data file. They cannot be interpreted as summary statistics of the population of interest.</i>			
Information		[Type: discrete] [Format: numeric] [Range: 1- 5] [Missing: */999]	
Statistics [NW/ W]		[Valid: 7041 /-] [Invalid: 732 /-]	


f31: Q.31 Important issue for choice of party: The issue on agricultural subsidies in the EU

Literal question		And how important are the following issues for your choice of party today in the European Parliament election? - The issue on agricultural subsidies in the EU	
Interviewer's instructions		Sätt ett kryss på varje rad	
Value	Label	Cases	Percentage
1	Very great importance	1538	 22.3%
2	Fairly great importance	1929	 27.9%
3	Neither great nor small importance	2087	 30.2%
4	Fairly small importance	770	 11.2%
5	Very small importance	580	 8.4%
999	NA	869	
<i>Warning: these figures indicate the number of cases found in the data file. They cannot be interpreted as summary statistics of the population of interest.</i>			
Information		[Type: discrete] [Format: numeric] [Range: 1- 5] [Missing: */999]	
Statistics [NW/ W]		[Valid: 6904 /-] [Invalid: 869 /-]	

f32: Q.32 Important issue for choice of party: The peace in Europe





Literal question		And how important are the following issues for your choice of party today in the European Parliament election? - The peace in Europe	
Interviewer's instructions		Sätt ett kryss på varje rad	
Value	Label	Cases	Percentage
1	Very great importance	3876	 55.1%
2	Fairly great importance	1530	 21.8%
3	Neither great nor small importance	1052	 15.0%
4	Fairly small importance	314	 4.5%
5	Very small importance	262	 3.7%
999	NA	739	
<i>Warning: these figures indicate the number of cases found in the data file. They cannot be interpreted as summary statistics of the population of interest.</i>			
Information		[Type: discrete] [Format: numeric] [Range: 1- 5] [Missing: */999]	
Statistics [NW/ W]		[Valid: 7034 /-] [Invalid: 739 /-]	

f33: Q.33 Important issue for choice of party: The national independence

Literal question		And how important are the following issues for your choice of party today in the European Parliament election? - The national independence	
Interviewer's instructions		Sätt ett kryss på varje rad	
Value	Label	Cases	Percentage
1	Very great importance	2630	 37.9%

File : VALU 2009 EUP

f33: Q.33 Important issue for choice of party: The national independence






Value	Label	Cases	Percentage
2	Fairly great importance	2104	 30.3%
3	Neither great nor small importance	1487	 21.4%
4	Fairly small importance	399	 5.7%
5	Very small importance	324	 4.7%
999	NA	829	

Warning: these figures indicate the number of cases found in the data file. They cannot be interpreted as summary statistics of the population of interest.

Information	[Type: discrete] [Format: numeric] [Range: 1- 5] [Missing: */999]
Statistics [NW/ W]	[Valid: 6944 /-] [Invalid: 829 /-]

f34: Q.34 Important issue for choice of party: If Sweden should introduce the euro as currency

Literal question	And how important are the following issues for your choice of party today in the European Parliament election? - If Sweden should introduce the euro as currency
Interviewer's instructions	Sätt ett kryss på varje rad






Value	Label	Cases	Percentage
1	Very great importance	2245	 32.0%
2	Fairly great importance	1783	 25.4%
3	Neither great nor small importance	1846	 26.3%
4	Fairly small importance	547	 7.8%
5	Very small importance	596	 8.5%
999	NA	756	

Warning: these figures indicate the number of cases found in the data file. They cannot be interpreted as summary statistics of the population of interest.

Information	[Type: discrete] [Format: numeric] [Range: 1- 5] [Missing: */999]
Statistics [NW/ W]	[Valid: 7017 /-] [Invalid: 756 /-]

f35: Q.35 Important issue for choice of party: Refugees/immigration

Literal question	And how important are the following issues for your choice of party today in the European Parliament election? - Refugees/immigration
Interviewer's instructions	Sätt ett kryss på varje rad

Value	Label	Cases	Percentage
1	Very great importance	1803	 25.8%
2	Fairly great importance	2226	 31.8%
3	Neither great nor small importance	2028	 29.0%
4	Fairly small importance	503	 7.2%
5	Very small importance	433	 6.2%
999	NA	780	

Warning: these figures indicate the number of cases found in the data file. They cannot be interpreted as summary statistics of the population of interest.

Information	[Type: discrete] [Format: numeric] [Range: 1- 5] [Missing: */999]
Statistics [NW/ W]	[Valid: 6993 /-] [Invalid: 780 /-]

File : VALU 2009 EUP

f36: Q.36 Important issue for choice of party: Turkey's EU membership

Literal question And how important are the following issues for your choice of party today in the European Parliament election? - Turkey's EU membership

Interviewer's instructions Sätt ett kryss på varje rad

Value	Label	Cases	Percentage
1	Very great importance	782	11.2%
2	Fairly great importance	1094	15.7%
3	Neither great nor small importance	2627	37.7%
4	Fairly small importance	1067	15.3%
5	Very small importance	1400	20.1%
999	NA	803	

Warning: these figures indicate the number of cases found in the data file. They cannot be interpreted as summary statistics of the population of interest.

Information [Type: discrete] [Format: numeric] [Range: 1- 5] [Missing: */999]

Statistics [NW/ W] [Valid: 6970 /-] [Invalid: 803 /-]

f37: Q.37 Important issue for choice of party: Conditions for businesses/companies

Literal question And how important are the following issues for your choice of party today in the European Parliament election? - Conditions for businesses/companies

Interviewer's instructions Sätt ett kryss på varje rad

Value	Label	Cases	Percentage
1	Very great importance	1525	22.2%
2	Fairly great importance	2169	31.6%
3	Neither great nor small importance	2070	30.1%
4	Fairly small importance	638	9.3%
5	Very small importance	466	6.8%
999	NA	905	

Warning: these figures indicate the number of cases found in the data file. They cannot be interpreted as summary statistics of the population of interest.

Information [Type: discrete] [Format: numeric] [Range: 1- 5] [Missing: */999]

Statistics [NW/ W] [Valid: 6868 /-] [Invalid: 905 /-]

f38: Q.38 Important issue for choice of party: Equality of opportunity between women and men

Literal question And how important are the following issues for your choice of party today in the European Parliament election? - Equality of opportunity between women and men

Interviewer's instructions Sätt ett kryss på varje rad

Value	Label	Cases	Percentage
1	Very great importance	2953	41.8%
2	Fairly great importance	1989	28.2%
3	Neither great nor small importance	1435	20.3%
4	Fairly small importance	345	4.9%
5	Very small importance	340	4.8%
999	NA	711	

Warning: these figures indicate the number of cases found in the data file. They cannot be interpreted as summary statistics of the population of interest.

Information [Type: discrete] [Format: numeric] [Range: 1- 5] [Missing: */999]

File : VALU 2009 EUP

f38: Q.38 Important issue for choice of party: Equality of opportunity between women and men

Statistics [NW/ W] [Valid: 7062 /-] [Invalid: 711 /-]

f39: Q.39 Important issue for choice of party: Defence issues in the EU

Literal question And how important are the following issues for your choice of party today in the European Parliament election? - Defence issues in the EU

Interviewer's instructions Sätt ett kryss på varje rad

Value	Label	Cases	Percentage
1	Very great importance	1805	25.8%
2	Fairly great importance	2126	30.4%
3	Neither great nor small importance	2049	29.3%
4	Fairly small importance	558	8.0%
5	Very small importance	454	6.5%
999	NA	781	

Warning: these figures indicate the number of cases found in the data file. They cannot be interpreted as summary statistics of the population of interest.

Information [Type: discrete] [Format: numeric] [Range: 1- 5] [Missing: */999]

Statistics [NW/ W] [Valid: 6992 /-] [Invalid: 781 /-]

f40: Q.40 Important issue for choice of party: Democracy in the EU

Literal question And how important are the following issues for your choice of party today in the European Parliament election? - Democracy in the EU

Interviewer's instructions Sätt ett kryss på varje rad

Value	Label	Cases	Percentage
1	Very great importance	3527	50.0%
2	Fairly great importance	2254	31.9%
3	Neither great nor small importance	958	13.6%
4	Fairly small importance	151	2.1%
5	Very small importance	170	2.4%
999	NA	713	

Warning: these figures indicate the number of cases found in the data file. They cannot be interpreted as summary statistics of the population of interest.

Information [Type: discrete] [Format: numeric] [Range: 1- 5] [Missing: */999]

Statistics [NW/ W] [Valid: 7060 /-] [Invalid: 713 /-]

f41: Q.41 Important issue for choice of party: The social welfare

Literal question And how important are the following issues for your choice of party today in the European Parliament election? - The social welfare

Interviewer's instructions Sätt ett kryss på varje rad






Value	Label	Cases	Percentage
1	Very great importance	3080	43.6%
2	Fairly great importance	2433	34.5%
3	Neither great nor small importance	1138	16.1%
4	Fairly small importance	216	3.1%
5	Very small importance	193	2.7%

File : VALU 2009 EUP






f41: Q.41 Important issue for choice of party: The social welfare

Value	Label	Cases	Percentage
999	NA	713	
<i>Warning: these figures indicate the number of cases found in the data file. They cannot be interpreted as summary statistics of the population of interest.</i>			
Information		[Type: discrete] [Format: numeric] [Range: 1- 5] [Missing: */999]	
Statistics [NW/ W]		[Valid: 7060 /-] [Invalid: 713 /-]	


f42: Q.42 Important issue for choice of party: Drug policy

Literal question		And how important are the following issues for your choice of party today in the European Parliament election? - Drug policy (alcohol, narcotics, etc.)	
Interviewer's instructions		Sätt ett kryss på varje rad	
Value	Label	Cases	Percentage
1	Very great importance	2258	 32.1%
2	Fairly great importance	2023	 28.8%
3	Neither great nor small importance	1840	 26.2%
4	Fairly small importance	495	 7.0%
5	Very small importance	417	 5.9%
999	NA	740	
<i>Warning: these figures indicate the number of cases found in the data file. They cannot be interpreted as summary statistics of the population of interest.</i>			
Information		[Type: discrete] [Format: numeric] [Range: 1- 5] [Missing: */999]	
Statistics [NW/ W]		[Valid: 7033 /-] [Invalid: 740 /-]	

f43: Q.43 Important issue for choice of party: The position of the trade unions





Literal question		And how important are the following issues for your choice of party today in the European Parliament election? - The position of the trade unions	
Interviewer's instructions		Sätt ett kryss på varje rad	
Value	Label	Cases	Percentage
1	Very great importance	1528	 21.8%
2	Fairly great importance	1566	 22.4%
3	Neither great nor small importance	2281	 32.6%
4	Fairly small importance	885	 12.6%
5	Very small importance	741	 10.6%
999	NA	772	
<i>Warning: these figures indicate the number of cases found in the data file. They cannot be interpreted as summary statistics of the population of interest.</i>			
Information		[Type: discrete] [Format: numeric] [Range: 1- 5] [Missing: */999]	
Statistics [NW/ W]		[Valid: 7001 /-] [Invalid: 772 /-]	

f44: Q.44 Important issue for choice of party: Fight against crime

Literal question		And how important are the following issues for your choice of party today in the European Parliament election? - Fight against crime	
Interviewer's instructions		Sätt ett kryss på varje rad	
Value	Label	Cases	Percentage
1	Very great importance	2925	 41.5%

File : VALU 2009 EUP

f44: Q.44 Important issue for choice of party: Fight against crime

Value	Label	Cases	Percentage
2	Fairly great importance	2096	 29.7%
3	Neither great nor small importance	1373	 19.5%
4	Fairly small importance	347	 4.9%
5	Very small importance	307	 4.4%
999	NA	725	






Warning: these figures indicate the number of cases found in the data file. They cannot be interpreted as summary statistics of the population of interest.

Information	[Type: discrete] [Format: numeric] [Range: 1- 5] [Missing: */999]
Statistics [NW/ W]	[Valid: 7048 /-] [Invalid: 725 /-]

f45: Q.45 Important issue for choice of party: The issue of file sharing

Literal question	And how important are the following issues for your choice of party today in the European Parliament election? -The issue of file sharing
-------------------------	---

Interviewer's instructions	Sätt ett kryss på varje rad
-----------------------------------	-----------------------------

Value	Label	Cases	Percentage
1	Very great importance	1343	 19.1%
2	Fairly great importance	1105	 15.8%
3	Neither great nor small importance	2149	 30.6%
4	Fairly small importance	1007	 14.4%
5	Very small importance	1411	 20.1%
999	NA	758	

Warning: these figures indicate the number of cases found in the data file. They cannot be interpreted as summary statistics of the population of interest.

Information	[Type: discrete] [Format: numeric] [Range: 1- 5] [Missing: */999]
Statistics [NW/ W]	[Valid: 7015 /-] [Invalid: 758 /-]

# f46: Q.46 Important issue for choice of party: Energy and nuclear power			
Literal question	And how important are the following issues for your choice of party today in the European Parliament election? - Energy and nuclear power		
Interviewer's instructions	Sätt ett kryss på varje rad		
Value	Label	Cases	Percentage
1	Very great importance	2707	<div><div></div></div> 38.2%
2	Fairly great importance	2406	<div><div></div></div> 33.9%
3	Neither great nor small importance	1424	<div><div></div></div> 20.1%
4	Fairly small importance	297	<div><div></div></div> 4.2%
5	Very small importance	257	<div><div></div></div> 3.6%
999	NA	682	
<i>Warning: these figures indicate the number of cases found in the data file. They cannot be interpreted as summary statistics of the population of interest.</i>			
Information	[Type: discrete] [Format: numeric] [Range: 1- 5] [Missing: */999]		
Statistics [NW/ W]	[Valid: 7091 /-] [Invalid: 682 /-]		

# f47: Q.47 Important issue for choice of party: The EU foreign policy			
Literal question	And how important are the following issues for your choice of party today in the European Parliament election? - The EU foreign policy		
Post-question	Tack för Din medverkan! Vänligen lägg detta papper i den förseglade boxen! Resultat från undersökningen visas i valvakan i Sveriges Television den 7 juni klockan 21.00.		
Interviewer's instructions	Sätt ett kryss på varje rad		
Value	Label	Cases	Percentage
1	Very great importance	2225	<div><div></div></div> 31.3%
2	Fairly great importance	2460	<div><div></div></div> 34.7%
3	Neither great nor small importance	1759	<div><div></div></div> 24.8%
4	Fairly small importance	342	<div><div></div></div> 4.8%
5	Very small importance	312	<div><div></div></div> 4.4%
999	NA	675	
<i>Warning: these figures indicate the number of cases found in the data file. They cannot be interpreted as summary statistics of the population of interest.</i>			
Information	[Type: discrete] [Format: numeric] [Range: 1- 5] [Missing: */999]		
Statistics [NW/ W]	[Valid: 7098 /-] [Invalid: 675 /-]		