



**VALU 2004 - SVT exit poll survey
European parliament election 2004**

Näsman, Per

KTH Royal Institute of Technology, Division of Safety Research

Hernborn, Hans

Sveriges Television

Holmberg, Sören

University of Gothenburg, Department of Political Science

Metadata Production

Metadata Producer(s)	Swedish national data service
Production Date	September 9, 2014
Identification	SND0811-001

Table of Contents

Overview.....	4
Scope & Coverage.....	5
Producers & Sponsors.....	5
Sampling.....	5
Data Collection.....	5
Accessibility.....	5
File Description(s).....	7
VALU 2004 EUP.....	_____
Variables List.....	8
VALU 2004 EUP.....	8
Variables Description.....	11
VALU 2004 EUP.....	_____

VALU 2004 - SVT exit poll survey European parliament election 2004(VALU04)

VALU 2004 - SVT:s vallokalsundersökning Europaparlamentsvalet 2004

Overview	
Type	SVT exit poll surveys
Identification	SND0811-001
Version	Production Date: 2014-09-09 2.0
Series	<p>In Valu - Swedish exit poll surveys - voters leaving polling stations are asked by public service broadcaster Sveriges Television (SVT) to fill in a questionnaire and put it anonymously in a sealed box. After collecting and processing the responses, Sveriges Television is able to present an election forecast and an analysis of the reasons underlying the outcome of the election in it's Election Night broadcast. The surveys are referred to as VALU, an abbreviation for vallokalsundersökning, Swedish for exit poll survey. VALU has been carried out by the public service broadcaster Sveriges Television (SVT) in connection with all national elections since 1991; parliamentary elections, referendums, and elections to the European Parliament. The first exit poll survey in Sweden was carried out by SVT in collaboration with Stockholm University and University of Gothenburg. Since 1994, SVT has carried out the studies in collaboration with University of Gothenburg and the Royal Institute of Technology in Stockholm (KTH). SVT's main aim with VALU is to obtain an analytical basis for SVT's election night broadcast and for SVT's and other professional analysts' post-election analyses. Another aim is to be able to forecast the result of the election at an early stage during election night. VALU is carried out in geographical regions centred around the largest university cities. A university lecturer is appointed in each of the regions as regional survey leader. Together, these survey leaders are responsible for the field workers who carry out the survey where voting takes place before election day and outside polling stations during election day. Survey leaders and field workers are recruited from departments of statistics at the respective university. Thus, all survey leaders and field workers are familiar with statistical methods.</p>
<p>Abstract</p> <p>This exit poll survey was carried out in connection with the election to the European parliament on June 13, 2004. In VALU - Swedish exit poll surveys - voters leaving polling stations are asked by public service broadcaster Sveriges Television (SVT) to fill in a questionnaire and put it anonymously in a sealed box. After collecting and processing the responses, Sveriges Television is able to present an election forecast and an analysis of the reasons underlying the outcome of the election in it's Election Night broadcast. The surveys are referred to as VALU, an abbreviation for vallokalsundersökning, Swedish for exit poll survey. The first exit poll survey in Sweden was carried out at the parliamentary election in 1991. Since then similar studies have been carried out in connection with all Parliamentary elections, referendums and elections to the European Parliament. Voters leaving the polling stations were asked to fill in a questionnaire including questions on: party voted for; vote on individual or party; time for decision how to vote; party voted for if a general election was held the same day; alternative voted for in the EMU-referendum 2003; opinion on a referendum on the new EU constitution; vote in a referendum on the constitution; opinion on the Swedish EU-membership; opinion on a European federal state; confidence in Swedish politicians; placement on a political left-right scale; gender, age, occupational group and union membership. The respondents also had to indicate the importance of the policy in EU-questions, achievements in Swedish politics, old party loyalties, and the candidates, when deciding how to vote. They also had to state the importance of following issues: environment, economy, employment, agricultural subsidies in the EU, peace in Europe, national independence, change of currency to euro, refugees/immigration, enlargement of the EU, terms of enterprise, equality between men and women, defence, democracy within the EU and social welfare. Furthermore they had to state how satisfied they were with the way democracy works in Sweden and within the European Union.</p>	

Kind of Data	Voting data: Exit polls
Unit of Analysis	Individual

Scope & Coverage

Keywords	european union, european parliament, european parliament election, european integration, voting, elections, election data, electoral issues, exit polls, voting behaviour, electors
Topics	international politics and organisations, mass political behaviour, attitudes/opinion, elections
Time Period(s)	2004
Countries	Sweden
Universe	Swedish electorate

Producers & Sponsors

Primary Investigator(s)	Näsman, Per, KTH Royal Institute of Technology, Division of Safety Research Hernborn, Hans, Sveriges Television Holmberg, Sören, University of Gothenburg, Department of Political Science
Other Producer(s)	Sveriges Television

Sampling

Sampling Procedure

In VALU a selection is made of a number of electoral districts and in this way their respective polling station. The number of electoral districts to be selected for VALU is allocated among the different regions according to the size of the electorate. Within each region, the electoral districts are then selected to be included in VALU. This selection is based on the size and geographical location of the electoral district.

Data Collection

Data Collection Dates	start 2004-05-31 end 2004-06-13
Time Period(s)	
Data Collection Mode	Fixed form self-administred questionnaire: paper
Data Collection Notes	Andelen som vägrade fylla i enkäten vid poströstningsställena var cirka 20%. Siffran baserar sig helt på bedömningar av fältombuden då ingen kontroll av antalet vägrare eller kartläggning av deras bakgrundsvariabler eller motiv för vägran gjordes. Spontan uppgav huvuddelen av vägrarna tidsbrist som motivet för vägran. Andelen vägrare under valdagen bedöms av fältombuden som genomgående lägre än vid poströstningsställena.
Questionnaires	Structured

Accessibility

Distributor(s)	Swedish National Data Service
-----------------------	-------------------------------

File Description(s)

Dataset contains 1 file(s)

VALU 2004 EUP	
Cases	6092
Variable(s)	48

Variables List

Dataset contains 48 variable(s)

VALU 2004 EUP			
#			
1	SND_studie	SND study 0811	-
2	SND_dataset_..	SND dataset 0811-001	-
3	SND_version_..	SND version 2.0	-
4	ort	Central location	-
5	typ	Vote at polling station or postal vote	-
6	f1	Q.1 Party voted for in the 2004 European Parliamentary election	What party did you vote for today?
7	f2	Q.2 Marked a candidate on the ballot	Did you use the opportunity to vote for a particular candidate on your ballot?
8	f3	Q.3 Time for party choice	When did you decide how you were going to vote in the EU Parliament election?
9	f4	Q.4 Party voted for if parliamentary election today	What party would you vote for if it was a parliamentary election today?
10	f5	Q.5 Alternative voted for in the 2003 referendum on Swedish membership in EMU	How did you vote in the 2003 referendum on Sweden introducing euro as currency?
11	f6	Q.6 Opinion on a referendum on the new EU constitution	Do you think there should be a Swedish referendum on the new EU constitution?
12	f7	Q.7 Vote in a future referendum on the new EU constitution	If there is a referendum on the new EU constitution, how do you intend to vote?
13	f8	Q.8 Opinion on the Swedish EU membership	Do you think Sweden should leave the EU or remain a member of EU?
14	f9	Q.9 Opinion on EU developing into a federal state	Do you think it would be positive or negative if the EU developed into a federal state, a kind of United States of Europe?
15	f10	Q.10 Area/country of upbringing: Yourself	Where did you, your father and your mother for the most part live as a child? - Yourself
16	f11	Q.11 Area/country of upbringing: Your father	Where did you, your father and your mother for the most part live as a child? - Your father
17	f12	Q.12 Area/country of upbringing: Your mother	Where did you, your father and your mother for the most part live as a child? - Your mother
18	f13	Q.13 Swedish citizen	Are you a Swedish citizen?
19	f14	Q.14 Subjective placement on ideological left-right scale	Sometimes people talk of political opinions in terms of left-right. Where would you place yourself?
20	f15	Q.15 Trust in Swedish politicians	Generally speaking, how much trust do you have in Swedish politicians?
21	f16	Q.16 Gender	Are you a woman or a man?
22	f17	Q.17 Age	What year were you born in?
23	f18	Q.18 Union membership	Are you a member of a trade union?
24	f19	Q.19 Labour market situation	Which of these groups do you belong to?
25	f20	Q.20 Current or previous occupational group	Which of these occupational groups do you/did you belong to?

VALU 2004 EUP			
#			
26	f21	Q.21 Employment sector	Are/were you employed by the state, local government or a private employer?
27	f22	Q.22 Church/communion attendance	How often do you usually attend a service or a meeting in a church/communion?
28	f23	Q.23 Important reason for choice of party: The parties' policies on EU-related issues	How important are the following reasons for your choice of party today in the EU Parliament election? - The parties' policies on EU-related issues
29	f24	Q.24 Important reason for choice of party: The parties' policies in Swedish politics	How important are the following reasons for your choice of party today in the EU Parliament election? - The parties' policies in Swedish politics
30	f25	Q.25 Important reason for choice of party: Habit/loyalty to my party	How important are the following reasons for your choice of party today in the EU Parliament election? - Habit/loyalty to my party
31	f26	Q.26 Important reason for choice of party: The candidates on the ballot	How important are the following reasons for your choice of party today in the EU Parliament election? - The candidates on the ballot
32	f27	Q.27 Important issue for choice of party: The environment	And how important are the following issues for your choice of party today in the European Parliament election? - The environment
33	f28	Q.28 Important issue for choice of party: The economy	And how important are the following issues for your choice of party today in the European Parliament election? - The economy
34	f29	Q.29 Important issue for choice of party: Employment	And how important are the following issues for your choice of party today in the European Parliament election? - Employment
35	f30	Q.30 Important issue for choice of party: The issue on agricultural subsidies in the EU	And how important are the following issues for your choice of party today in the European Parliament election? - The issue on agricultural subsidies in the EU
36	f31	Q.31 Important issue for choice of party: The peace in Europe	And how important are the following issues for your choice of party today in the European Parliament election? - The peace in Europe
37	f32	Q.32 Important issue for choice of party: The national independence	And how important are the following issues for your choice of party today in the European Parliament election? - The national independence
38	f33	Q.33 Important issue for choice of party: Introduction of euro as new Swedish currency	And how important are the following issues for your choice of party today in the European Parliament election? - The issue of introducing the euro as new Swedish currency
39	f34	Q.34 Important issue for choice of party: Refugees/immigration	And how important are the following issues for your choice of party today in the European Parliament election? - Refugees/Immigration
40	f35	Q.35 Important issue for choice of party: Expansion of the EU	And how important are the following issues for your choice of party today in the European Parliament election? - Expansion of the EU with new member states
41	f36	Q.36 Important issue for choice of party: Conditions for businesses	And how important are the following issues for your choice of party today in the European Parliament election? - Conditions for businesses
42	f37	Q.37 Important issue for choice of party: Gender equality	And how important are the following issues for your choice of party today in the European Parliament election? - The equality of opportunity for women and men
43	f38	Q.38 Important issue for choice of party: Defence	And how important are the following issues for your choice of party today in the European Parliament election? - Defence issues in the EU

VALU 2004 EUP			
#			
44	f39	Q.39 Important issue for choice of party: Democracy in the EU	And how important are the following issues for your choice of party today in the European Parliament election? - Democracy in the EU
45	f40	Q.40 Important issue for choice of party: Social welfare	And how important are the following issues for your choice of party today in the European Parliament election? - The social welfare
46	f41	Q.41 Important issue for choice of party: Drug policy	And how important are the following issues for your choice of party today in the European Parliament election? - Drug policy (alcohol, narcotics, etc.)
47	f42	Q.42 Satisfaction with democracy in Sweden	On the whole, are you very satisfied, fairly satisfied, not especially satisfied or not at all satisfied with the way democracy works in Sweden?
48	f43	Q.43 Satisfaction with democracy in the European Union	On the whole, are you very satisfied, fairly satisfied, not especially satisfied or not at all satisfied with the way democracy works in the European Union?

Variables Description

Dataset contains 48 variable(s)

File : VALU 2004 EUP			
# SND_studie: SND study 0811			
		SND study 0811: VALU 2004 - SVT exit poll survey EU-parliament election 2004	
Value	Label	Cases	Percentage
811	SND 0811	6092	100.0%
<i>Warning: these figures indicate the number of cases found in the data file. They cannot be interpreted as summary statistics of the population of interest.</i>			
Information		[Type: discrete] [Format: numeric] [Range: 811- 811] [Missing: *]	
Statistics [NW/ W]		[Valid: 6092 /-] [Invalid: 0 /-]	

# SND_dataset: SND dataset 0811-001			
		SND dataset 0811-001: VALU 2004 - SVT exit poll survey EU-parliament election 2004	
Value	Label	Cases	Percentage
1	SND 0811-0011	6092	100.0%
<i>Warning: these figures indicate the number of cases found in the data file. They cannot be interpreted as summary statistics of the population of interest.</i>			
Information		[Type: discrete] [Format: numeric] [Range: 1- 1] [Missing: *]	
Statistics [NW/ W]		[Valid: 6092 /-] [Invalid: 0 /-]	

# SND_version: SND version 2.0			
		SND version 2.0, September 2014	
Value	Label	Cases	Percentage
2	SND 2.0	6092	100.0%
<i>Warning: these figures indicate the number of cases found in the data file. They cannot be interpreted as summary statistics of the population of interest.</i>			
Information		[Type: discrete] [Format: numeric] [Range: 2- 2] [Missing: *]	
Statistics [NW/ W]		[Valid: 6092 /-] [Invalid: 0 /-]	

# ort: Central location			
		Central location	
Value	Label	Cases	Percentage
1	Stockholm	1889	31.0%
2	Lund	1375	22.6%
3	Göteborg	1431	23.5%
4	Sundsvall	1397	22.9%
<i>Warning: these figures indicate the number of cases found in the data file. They cannot be interpreted as summary statistics of the population of interest.</i>			
Information		[Type: continuous] [Format: numeric] [Range: 1- 4] [Missing: *]	
Statistics [NW/ W]		[Valid: 6092 /-] [Invalid: 0 /-]	

# typ: Vote at polling station or postal vote			
		Vote at polling station or postal vote	
Value	Label	Cases	Percentage
1	Postal vote	2335	38.3%
2	Vote at polling station	3757	61.7%
<i>Warning: these figures indicate the number of cases found in the data file. They cannot be interpreted as summary statistics of the population of interest.</i>			

File : VALU 2004 EUP	
# typ: Vote at polling station or postal vote	
Information	[Type: continuous] [Format: numeric] [Range: 1- 2] [Missing: *]
Statistics [NW/ W]	[Valid: 6092 -/] [Invalid: 0 -/]


# f1: Q.1 Party voted for in the 2004 European Parliamentary election			
Pre-question	At Sveriges Television, we want the election night broadcast on TV to reflect the opinions of the voters. We are therefore asking you to answer this questionnaire by crossing the appropriate boxes. You should not put your name on the questionnaire since you are to be anonymous to us. The results will only be reported in figures. No one can find out how you have answered. If you find it difficult to answer any question, leave it and go on to the next question. Thank you for helping us produce a good election broadcast on TV!		
Literal question	What party did you vote for today?		
Value	Label	Cases	Percentage
1	Moderate Party	831	13.9%
2	Centre Party	362	6.0%
3	Liberal Party	648	10.8%
4	Christian Democrats	329	5.5%
5	Social Democrats	1348	22.5%
6	Left Party	967	16.1%
7	Green Party	430	7.2%
81	June List	867	14.4%
82	Other party	99	1.7%
83	Blank	119	2.0%
999	NA	92	
<i>Warning: these figures indicate the number of cases found in the data file. They cannot be interpreted as summary statistics of the population of interest.</i>			
Information	[Type: discrete] [Format: numeric] [Range: 1- 83] [Missing: */999]		
Statistics [NW/ W]	[Valid: 6000 -/] [Invalid: 92 -/]		

# f2: Q.2 Marked a candidate on the ballot			
Literal question	Did you use the opportunity to vote for a particular candidate on your ballot?		
Value	Label	Cases	Percentage
1	Yes	3735	63.1%
2	No	2187	36.9%
999	NA	170	
<i>Warning: these figures indicate the number of cases found in the data file. They cannot be interpreted as summary statistics of the population of interest.</i>			
Information	[Type: discrete] [Format: numeric] [Range: 1- 2] [Missing: */999]		
Statistics [NW/ W]	[Valid: 5922 -/] [Invalid: 170 -/]		










# f3: Q.3 Time for party choice			
Literal question	When did you decide how you were going to vote in the EU Parliament election?		
Value	Label	Cases	Percentage
1	Today	1208	20.2%
2	During the past week	1498	25.0%
3	Earlier during the election campaign	1074	17.9%

File : VALU 2004 EUP






f3: Q.3 Time for party choice

Value	Label	Cases	Percentage
4	Have known for a long time how I was going to vote	2214	 36.9%
999	NA	98	
<i>Warning: these figures indicate the number of cases found in the data file. They cannot be interpreted as summary statistics of the population of interest.</i>			
Information		[Type: discrete] [Format: numeric] [Range: 1- 4] [Missing: */999]	
Statistics [NW/ W]		[Valid: 5994 /-] [Invalid: 98 /-]	


f4: Q.4 Party voted for if parliamentary election today

Literal question		What party would you vote for if it was a parliamentary election today?	
Value	Label	Cases	Percentage
1	Moderate Party	1103	 18.9%
2	Centre Party	407	 7.0%
3	Liberal Party	713	 12.2%
4	Christian Democrats	326	 5.6%
5	Social Democrats	1761	 30.1%
6	Left party	802	 13.7%
7	Green Party	460	 7.9%
81	Other party	263	 4.5%
82	Not entitled to vote	10	 0.2%
999	NA	247	
<i>Warning: these figures indicate the number of cases found in the data file. They cannot be interpreted as summary statistics of the population of interest.</i>			
Information		[Type: discrete] [Format: numeric] [Range: 1- 82] [Missing: */999]	
Statistics [NW/ W]		[Valid: 5845 /-] [Invalid: 247 /-]	

f5: Q.5 Alternative voted for in the 2003 referendum on Swedish membership in EMU

Literal question		How did you vote in the 2003 referendum on Sweden introducing euro as currency?	
Value	Label	Cases	Percentage
1	I voted yes	2783	 46.1%
2	I voted no	2983	 49.4%
3	I voted blank	98	 1.6%
4	Not entitled to vote	43	 0.7%
5	Did not vote	130	 2.2%
999	NA	55	
<i>Warning: these figures indicate the number of cases found in the data file. They cannot be interpreted as summary statistics of the population of interest.</i>			
Information		[Type: discrete] [Format: numeric] [Range: 1- 5] [Missing: */999]	
Statistics [NW/ W]		[Valid: 6037 /-] [Invalid: 55 /-]	

f6: Q.6 Opinion on a referendum on the new EU constitution

Literal question		Do you think there should be a Swedish referendum on the new EU constitution?	
Value	Label	Cases	Percentage
1	Yes	3165	 52.5%

File : VALU 2004 EUP

f6: Q.6 Opinion on a referendum on the new EU constitution

Value	Label	Cases	Percentage
2	No	1770	<div><div></div></div> 29.4%
3	DK/No opinion	1091	<div><div></div></div> 18.1%
999	NA	66	

Warning: these figures indicate the number of cases found in the data file. They cannot be interpreted as summary statistics of the population of interest.

Information	[Type: discrete] [Format: numeric] [Range: 1- 3] [Missing: */999]
Statistics [NW/ W]	[Valid: 6026 /-] [Invalid: 66 /-]

f7: Q.7 Vote in a future referendum on the new EU constitution

Literal question	If there is a referendum on the new EU constitution, how do you intend to vote?
-------------------------	---

Value	Label	Cases	Percentage
1	Yes to the constitution	1617	<div><div></div></div> 27.3%
2	No to the constitution	1739	<div><div></div></div> 29.4%
3	DK/No opinion	2561	<div><div></div></div> 43.3%
999	NA	175	

Warning: these figures indicate the number of cases found in the data file. They cannot be interpreted as summary statistics of the population of interest.

Information	[Type: discrete] [Format: numeric] [Range: 1- 3] [Missing: */999]
Statistics [NW/ W]	[Valid: 5917 /-] [Invalid: 175 /-]

f8: Q.8 Opinion on the Swedish EU membership

Literal question	Do you think Sweden should leave the EU or remain a member of EU?
-------------------------	---

Value	Label	Cases	Percentage
1	Sweden should leave EU	1758	<div><div></div></div> 29.2%
2	Sweden should remain a member of EU	3624	<div><div></div></div> 60.1%
3	No opinion	644	<div><div></div></div> 10.7%
999	NA	66	

Warning: these figures indicate the number of cases found in the data file. They cannot be interpreted as summary statistics of the population of interest.

Information	[Type: discrete] [Format: numeric] [Range: 1- 3] [Missing: */999]
Statistics [NW/ W]	[Valid: 6026 /-] [Invalid: 66 /-]

f9: Q.9 Opinion on EU developing into a federal state

Literal question	Do you think it would be positive or negative if the EU developed into a federal state, a kind of United States of Europe?
-------------------------	--

Value	Label	Cases	Percentage
1	Very positive	484	<div><div></div></div> 8.2%
2	Rather positive	966	<div><div></div></div> 16.3%
3	Neither positive nor negative	1274	<div><div></div></div> 21.5%
4	Rather negative	1385	<div><div></div></div> 23.3%
5	Very negative	1829	<div><div></div></div> 30.8%
999	NA	154	

Warning: these figures indicate the number of cases found in the data file. They cannot be interpreted as summary statistics of the population of interest.

Information	[Type: discrete] [Format: numeric] [Range: 1- 5] [Missing: */999]
--------------------	---

File : VALU 2004 EUP

f9: Q.9 Opinion on EU developing into a federal state

Statistics [NW/ W] [Valid: 5938 /-] [Invalid: 154 /-]

f10: Q.10 Area/country of upbringing: Yourself

Literal question Where did you, your father and your mother for the most part live as a child? - Yourself

Value	Label	Cases	Percentage
1	Rural area in Sweden	1637	27.7%
2	Village in Sweden	1565	26.5%
3	City/town in Sweden	1509	25.5%
4	Stockholm, Gothenburg, Malmö	919	15.6%
5	Other Nordic country	92	1.6%
6	Other European country	78	1.3%
7	Non-European country	108	1.8%
999	NA	184	

Warning: these figures indicate the number of cases found in the data file. They cannot be interpreted as summary statistics of the population of interest.

Information [Type: discrete] [Format: numeric] [Range: 1- 7] [Missing: */999]

Statistics [NW/ W] [Valid: 5908 /-] [Invalid: 184 /-]

f11: Q.11 Area/country of upbringing: Your father

Literal question Where did you, your father and your mother for the most part live as a child? - Your father

Value	Label	Cases	Percentage
1	Rural area in Sweden	2226	38.4%
2	Village in Sweden	1396	24.1%
3	City/town in Sweden	1058	18.3%
4	Stockholm, Gothenburg, Malmö	666	11.5%
5	Other Nordic country	160	2.8%
6	Other European country	158	2.7%
7	Non-European country	133	2.3%
999	NA	295	

Warning: these figures indicate the number of cases found in the data file. They cannot be interpreted as summary statistics of the population of interest.

Information [Type: discrete] [Format: numeric] [Range: 1- 7] [Missing: */999]

Statistics [NW/ W] [Valid: 5797 /-] [Invalid: 295 /-]


f12: Q.12 Area/country of upbringing: Your mother

Literal question Where did you, your father and your mother for the most part live as a child? - Your mother



Value	Label	Cases	Percentage
1	Rural area in Sweden	2278	39.2%
2	Village in Sweden	1324	22.8%
3	City/town in Sweden	1069	18.4%
4	Stockholm, Gothenburg, Malmö	661	11.4%
5	Other Nordic country	201	3.5%
6	Other European country	146	2.5%

File : VALU 2004 EUP






f12: Q.12 Area/country of upbringing: Your mother

Value	Label	Cases	Percentage
7	Non-European country	127	 2.2%
999	NA	286	
<i>Warning: these figures indicate the number of cases found in the data file. They cannot be interpreted as summary statistics of the population of interest.</i>			
Information		[Type: discrete] [Format: numeric] [Range: 1- 7] [Missing: */999]	
Statistics [NW/ W]		[Valid: 5806 /-] [Invalid: 286 /-]	





f13: Q.13 Swedish citizen

Literal question		Are you a Swedish citizen?	
Value	Label	Cases	Percentage
1	Yes	5931	 98.6%
2	No	85	 1.4%
999	NA	76	
<i>Warning: these figures indicate the number of cases found in the data file. They cannot be interpreted as summary statistics of the population of interest.</i>			
Information		[Type: discrete] [Format: numeric] [Range: 1- 2] [Missing: */999]	
Statistics [NW/ W]		[Valid: 6016 /-] [Invalid: 76 /-]	

f14: Q.14 Subjective placement on ideological left-right scale

Literal question		Sometimes people talk of political opinions in terms of left-right. Where would you place yourself?	
Value	Label	Cases	Percentage
1	Clearly to the left	1148	 19.3%
2	Somewhat to the left	1438	 24.2%
3	Neither left nor right	1332	 22.4%
4	Somewhat to the right	1375	 23.1%
5	Clearly to the right	660	 11.1%
999	NA	139	
<i>Warning: these figures indicate the number of cases found in the data file. They cannot be interpreted as summary statistics of the population of interest.</i>			
Information		[Type: discrete] [Format: numeric] [Range: 1- 5] [Missing: */999]	
Statistics [NW/ W]		[Valid: 5953 /-] [Invalid: 139 /-]	

f15: Q.15 Trust in Swedish politicians

Literal question		Generally speaking, how much trust do you have in Swedish politicians?	
Value	Label	Cases	Percentage
1	Very high	251	 4.2%
2	Quite high	2724	 45.4%
3	Quite low	2312	 38.6%
4	Very low	710	 11.8%
999	NA	95	
<i>Warning: these figures indicate the number of cases found in the data file. They cannot be interpreted as summary statistics of the population of interest.</i>			
Information		[Type: discrete] [Format: numeric] [Range: 1- 4] [Missing: */999]	
Statistics [NW/ W]		[Valid: 5997 /-] [Invalid: 95 /-]	

File : VALU 2004 EUP

f15: Q.15 Trust in Swedish politicians

f16: Q.16 Gender

Literal question Are you a woman or a man?

Value	Label	Cases	Percentage
1	Woman	3054	51.7%
2	Man	2851	48.3%
999	NA	187	

Warning: these figures indicate the number of cases found in the data file. They cannot be interpreted as summary statistics of the population of interest.

Information [Type: discrete] [Format: numeric] [Range: 1- 2] [Missing: */999]

Statistics [NW/ W] [Valid: 5905 /-] [Invalid: 187 /-]

f17: Q.17 Age

Literal question What year were you born in?

Value	Label	Cases	Percentage
1	18-21 years	244	4.2%
2	22-30 years	875	14.9%
3	31-64 years	3407	58.1%
4	65 years -	1336	22.8%
999	NA	230	

Warning: these figures indicate the number of cases found in the data file. They cannot be interpreted as summary statistics of the population of interest.

Information [Type: discrete] [Format: numeric] [Range: 1- 4] [Missing: */999]

Statistics [NW/ W] [Valid: 5862 /-] [Invalid: 230 /-]

f18: Q.18 Union membership

Literal question Are you a member of a trade union?

Value	Label	Cases	Percentage
1	Yes, a LO union	1222	21.0%
2	Yes, a TCO union	1171	20.1%
3	Yes, a SACO union	958	16.5%
4	No	2470	42.4%
999	NA	271	

Warning: these figures indicate the number of cases found in the data file. They cannot be interpreted as summary statistics of the population of interest.

Information [Type: discrete] [Format: numeric] [Range: 1- 4] [Missing: */999]

Statistics [NW/ W] [Valid: 5821 /-] [Invalid: 271 /-]

f19: Q.19 Labour market situation

Literal question Which of these groups do you belong to?

Value	Label	Cases	Percentage
1	Gainfully employed	3350	56.7%
2	Participating in labour market policy measures	59	1.0%
3	Undergoing training organised by AMS	30	0.5%

File : VALU 2004 EUP

f19: Q.19 Labour market situation

Value	Label	Cases	Percentage
4	Unemployed	216	3.7%
5	Old age/early retirement contractual pensioner	1375	23.3%
6	Disability pensioner	259	4.4%
7	Homeworker	28	0.5%
81	Student	594	10.0%
999	NA	181	

Warning: these figures indicate the number of cases found in the data file. They cannot be interpreted as summary statistics of the population of interest.

Information	[Type: discrete] [Format: numeric] [Range: 1- 81] [Missing: */999]
Statistics [NW/ W]	[Valid: 5911 -/] [Invalid: 181 -/]

f20: Q.20 Current or previous occupational group

Literal question	Which of these occupational groups do you/did you belong to?
-------------------------	--

Value	Label	Cases	Percentage
1	White-collar worker	2151	37.2%
2	White-collar worker with supervisory status	888	15.4%
3	White-collar employee with senior executive responsibility	225	3.9%
4	Blue collar worker	1451	25.1%
5	Blue collar worker with supervisory status	241	4.2%
6	Farmer: no employee	64	1.1%
7	Farmer: one or more employees	24	0.4%
81	Self-employed: no employee	222	3.8%
82	Self-employed: 1-9 employees	189	3.3%
83	Self-employed: 10 or more employees	58	1.0%
84	Never had paid work	271	4.7%
999	NA	308	

Warning: these figures indicate the number of cases found in the data file. They cannot be interpreted as summary statistics of the population of interest.

Information	[Type: discrete] [Format: numeric] [Range: 1- 84] [Missing: */999]
Statistics [NW/ W]	[Valid: 5784 -/] [Invalid: 308 -/]

f21: Q.21 Employment sector

Literal question	Are/were you employed by the state, local government or a private employer?
-------------------------	---

Value	Label	Cases	Percentage
1	State	922	16.0%
2	Local/regional government	1841	32.0%
3	Private	2720	47.3%
4	Never had paid work	273	4.7%
999	NA	336	

Warning: these figures indicate the number of cases found in the data file. They cannot be interpreted as summary statistics of the population of interest.

Information	[Type: discrete] [Format: numeric] [Range: 1- 4] [Missing: */999]
Statistics [NW/ W]	[Valid: 5756 -/] [Invalid: 336 -/]

File : VALU 2004 EUP

f22: Q.22 Church/communion attendance

Literal question	How often do you usually attend a service or a meeting in a church/communion?		
Value	Label	Cases	Percentage
1	At least once a month	606	10.2%
2	A couple of times a year	1327	22.3%
3	Less frequently	1924	32.3%
4	Never	2106	35.3%
999	NA	129	
<i>Warning: these figures indicate the number of cases found in the data file. They cannot be interpreted as summary statistics of the population of interest.</i>			
Information	[Type: discrete] [Format: numeric] [Range: 1- 4] [Missing: */999]		
Statistics [NW/ W]	[Valid: 5963 /-] [Invalid: 129 /-]		

f23: Q.23 Important reason for choice of party: The parties' policies on EU-related issues

Literal question	How important are the following reasons for your choice of party today in the EU Parliament election? - The parties' policies on EU-related issues		
Value	Label	Cases	Percentage
1	Very great importance	2314	42.9%
2	Fairly great importance	1931	35.8%
3	Neither great nor small importance	726	13.4%
4	Fairly small importance	268	5.0%
5	Very small importance	159	2.9%
999	NA	694	
<i>Warning: these figures indicate the number of cases found in the data file. They cannot be interpreted as summary statistics of the population of interest.</i>			
Information	[Type: discrete] [Format: numeric] [Range: 1- 5] [Missing: */999]		
Statistics [NW/ W]	[Valid: 5398 /-] [Invalid: 694 /-]		

f24: Q.24 Important reason for choice of party: The parties' policies in Swedish politics






Literal question	How important are the following reasons for your choice of party today in the EU Parliament election? - The parties' policies in Swedish politics		
Value	Label	Cases	Percentage
1	Very great importance	1576	31.0%
2	Fairly great importance	2022	39.8%
3	Neither great nor small importance	828	16.3%
4	Fairly small importance	352	6.9%
5	Very small importance	301	5.9%
999	NA	1013	
<i>Warning: these figures indicate the number of cases found in the data file. They cannot be interpreted as summary statistics of the population of interest.</i>			
Information	[Type: discrete] [Format: numeric] [Range: 1- 5] [Missing: */999]		
Statistics [NW/ W]	[Valid: 5079 /-] [Invalid: 1013 /-]		

f25: Q.25 Important reason for choice of party: Habit/loyalty to my party

Literal question	How important are the following reasons for your choice of party today in the EU Parliament election? - Habit/loyalty to my party		
-------------------------	---	--	--

File : VALU 2004 EUP

f25: Q.25 Important reason for choice of party: Habit/loyalty to my party

Value	Label	Cases	Percentage
1	Very great importance	518	 10.6%
2	Fairly great importance	1017	 20.7%
3	Neither great nor small importance	1193	 24.3%
4	Fairly small importance	759	 15.5%
5	Very small importance	1419	 28.9%
999	NA	1186	






Warning: these figures indicate the number of cases found in the data file. They cannot be interpreted as summary statistics of the population of interest.

Information [Type: discrete] [Format: numeric] [Range: 1- 5] [Missing: */999]

Statistics [NW/ W] [Valid: 4906 /-] [Invalid: 1186 /-]

f26: Q.26 Important reason for choice of party: The candidates on the ballot

Literal question How important are the following reasons for your choice of party today in the EU Parliament election? - The candidates on the ballot

Value	Label	Cases	Percentage
1	Very great importance	1189	 24.0%
2	Fairly great importance	1271	 25.6%
3	Neither great nor small importance	982	 19.8%
4	Fairly small importance	626	 12.6%
5	Very small importance	892	 18.0%
999	NA	1132	






Warning: these figures indicate the number of cases found in the data file. They cannot be interpreted as summary statistics of the population of interest.

Information [Type: discrete] [Format: numeric] [Range: 1- 5] [Missing: */999]

Statistics [NW/ W] [Valid: 4960 /-] [Invalid: 1132 /-]

f27: Q.27 Important issue for choice of party: The environment

Literal question And how important are the following issues for your choice of party today in the European Parliament election? - The environment

Value	Label	Cases	Percentage
1	Very great importance	2596	 46.7%
2	Fairly great importance	1964	 35.3%
3	Neither great nor small importance	713	 12.8%
4	Fairly small importance	167	 3.0%
5	Very small importance	124	 2.2%
999	NA	528	

Warning: these figures indicate the number of cases found in the data file. They cannot be interpreted as summary statistics of the population of interest.

Information [Type: discrete] [Format: numeric] [Range: 1- 5] [Missing: */999]






Statistics [NW/ W] [Valid: 5564 /-] [Invalid: 528 /-]

f28: Q.28 Important issue for choice of party: The economy

Literal question And how important are the following issues for your choice of party today in the European Parliament election? - The economy

File : VALU 2004 EUP

f28: Q.28 Important issue for choice of party: The economy

Value	Label	Cases	Percentage
1	Very great importance	2550	 46.2%
2	Fairly great importance	2098	 38.0%
3	Neither great nor small importance	655	 11.9%
4	Fairly small importance	113	 2.0%
5	Very small importance	102	 1.8%
999	NA	574	






Warning: these figures indicate the number of cases found in the data file. They cannot be interpreted as summary statistics of the population of interest.

Information [Type: discrete] [Format: numeric] [Range: 1- 5] [Missing: */999]

Statistics [NW/ W] [Valid: 5518 /-] [Invalid: 574 /-]

f29: Q.29 Important issue for choice of party: Employment

Literal question And how important are the following issues for your choice of party today in the European Parliament election? - Employment

Value	Label	Cases	Percentage
1	Very great importance	2533	 46.2%
2	Fairly great importance	1897	 34.6%
3	Neither great nor small importance	792	 14.5%
4	Fairly small importance	141	 2.6%
5	Very small importance	114	 2.1%
999	NA	615	






Warning: these figures indicate the number of cases found in the data file. They cannot be interpreted as summary statistics of the population of interest.

Information [Type: discrete] [Format: numeric] [Range: 1- 5] [Missing: */999]

Statistics [NW/ W] [Valid: 5477 /-] [Invalid: 615 /-]

f30: Q.30 Important issue for choice of party: The issue on agricultural subsidies in the EU

Literal question And how important are the following issues for your choice of party today in the European Parliament election? - The issue on agricultural subsidies in the EU

Value	Label	Cases	Percentage
1	Very great importance	1330	 25.0%
2	Fairly great importance	1369	 25.7%
3	Neither great nor small importance	1578	 29.6%
4	Fairly small importance	628	 11.8%
5	Very small importance	420	 7.9%
999	NA	767	

Warning: these figures indicate the number of cases found in the data file. They cannot be interpreted as summary statistics of the population of interest.

Information [Type: discrete] [Format: numeric] [Range: 1- 5] [Missing: */999]






Statistics [NW/ W] [Valid: 5325 /-] [Invalid: 767 /-]

f31: Q.31 Important issue for choice of party: The peace in Europe

Literal question And how important are the following issues for your choice of party today in the European Parliament election? - The peace in Europe

File : VALU 2004 EUP

f31: Q.31 Important issue for choice of party: The peace in Europe

Value	Label	Cases	Percentage
1	Very great importance	3345	 60.5%
2	Fairly great importance	1125	 20.4%
3	Neither great nor small importance	686	 12.4%
4	Fairly small importance	195	 3.5%
5	Very small importance	175	 3.2%
999	NA	566	






Warning: these figures indicate the number of cases found in the data file. They cannot be interpreted as summary statistics of the population of interest.

Information [Type: discrete] [Format: numeric] [Range: 1- 5] [Missing: */999]

Statistics [NW/ W] [Valid: 5526 /-] [Invalid: 566 /-]

f32: Q.32 Important issue for choice of party: The national independence

Literal question	And how important are the following issues for your choice of party today in the European Parliament election? - The national independence
-------------------------	--

Value	Label	Cases	Percentage
1	Very great importance	2576	 47.1%
2	Fairly great importance	1477	 27.0%
3	Neither great nor small importance	973	 17.8%
4	Fairly small importance	279	 5.1%
5	Very small importance	170	 3.1%
999	NA	617	






Warning: these figures indicate the number of cases found in the data file. They cannot be interpreted as summary statistics of the population of interest.

Information [Type: discrete] [Format: numeric] [Range: 1- 5] [Missing: */999]

Statistics [NW/ W] [Valid: 5475 /-] [Invalid: 617 /-]

f33: Q.33 Important issue for choice of party: Introduction of euro as new Swedish currency

Literal question	And how important are the following issues for your choice of party today in the European Parliament election? - The issue of introducing the euro as new Swedish currency
-------------------------	--

Value	Label	Cases	Percentage
1	Very great importance	1929	 35.5%
2	Fairly great importance	1439	 26.4%
3	Neither great nor small importance	1247	 22.9%
4	Fairly small importance	368	 6.8%
5	Very small importance	458	 8.4%
999	NA	651	

Warning: these figures indicate the number of cases found in the data file. They cannot be interpreted as summary statistics of the population of interest.

Information [Type: discrete] [Format: numeric] [Range: 1- 5] [Missing: */999]

Statistics [NW/ W] [Valid: 5441 /-] [Invalid: 651 /-]

f34: Q.34 Important issue for choice of party: Refugees/immigration

Literal question	And how important are the following issues for your choice of party today in the European Parliament election? - Refugees/Immigration
-------------------------	---

File : VALU 2004 EUP

f34: Q.34 Important issue for choice of party: Refugees/immigration

Value	Label	Cases	Percentage
1	Very great importance	1429	26.4%
2	Fairly great importance	1667	30.8%
3	Neither great nor small importance	1627	30.1%
4	Fairly small importance	333	6.2%
5	Very small importance	352	6.5%
999	NA	684	

Warning: these figures indicate the number of cases found in the data file. They cannot be interpreted as summary statistics of the population of interest.

Information [Type: discrete] [Format: numeric] [Range: 1- 5] [Missing: */999]

Statistics [NW/ W] [Valid: 5408 /-] [Invalid: 684 /-]

f35: Q.35 Important issue for choice of party: Expansion of the EU

Literal question And how important are the following issues for your choice of party today in the European Parliament election? - Expansion of the EU with new member states

Value	Label	Cases	Percentage
1	Very great importance	931	17.4%
2	Fairly great importance	1499	28.0%
3	Neither great nor small importance	1943	36.4%
4	Fairly small importance	542	10.1%
5	Very small importance	430	8.0%
999	NA	747	

Warning: these figures indicate the number of cases found in the data file. They cannot be interpreted as summary statistics of the population of interest.

Information [Type: discrete] [Format: numeric] [Range: 1- 5] [Missing: */999]

Statistics [NW/ W] [Valid: 5345 /-] [Invalid: 747 /-]

f36: Q.36 Important issue for choice of party: Conditions for businesses

Literal question And how important are the following issues for your choice of party today in the European Parliament election? - Conditions for businesses

Value	Label	Cases	Percentage
1	Very great importance	1561	29.2%
2	Fairly great importance	1596	29.8%
3	Neither great nor small importance	1452	27.1%
4	Fairly small importance	419	7.8%
5	Very small importance	326	6.1%
999	NA	738	

Warning: these figures indicate the number of cases found in the data file. They cannot be interpreted as summary statistics of the population of interest.

Information [Type: discrete] [Format: numeric] [Range: 1- 5] [Missing: */999]

Statistics [NW/ W] [Valid: 5354 /-] [Invalid: 738 /-]

f37: Q.37 Important issue for choice of party: Gender equality

Literal question And how important are the following issues for your choice of party today in the European Parliament election? - The equality of opportunity for women and men

File : VALU 2004 EUP

f37: Q.37 Important issue for choice of party: Gender equality

Value	Label	Cases	Percentage
1	Very great importance	2334	42.3%
2	Fairly great importance	1535	27.8%
3	Neither great nor small importance	1144	20.7%
4	Fairly small importance	258	4.7%
5	Very small importance	248	4.5%
999	NA	573	

Warning: these figures indicate the number of cases found in the data file. They cannot be interpreted as summary statistics of the population of interest.

Information [Type: discrete] [Format: numeric] [Range: 1- 5] [Missing: */999]

Statistics [NW/ W] [Valid: 5519 /-] [Invalid: 573 /-]

f38: Q.38 Important issue for choice of party: Defence

Literal question And how important are the following issues for your choice of party today in the European Parliament election? - Defence issues in the EU

Value	Label	Cases	Percentage
1	Very great importance	1596	29.5%
2	Fairly great importance	1673	31.0%
3	Neither great nor small importance	1493	27.6%
4	Fairly small importance	371	6.9%
5	Very small importance	271	5.0%
999	NA	688	

Warning: these figures indicate the number of cases found in the data file. They cannot be interpreted as summary statistics of the population of interest.

Information [Type: discrete] [Format: numeric] [Range: 1- 5] [Missing: */999]

Statistics [NW/ W] [Valid: 5404 /-] [Invalid: 688 /-]

f39: Q.39 Important issue for choice of party: Democracy in the EU

Literal question And how important are the following issues for your choice of party today in the European Parliament election? - Democracy in the EU

Value	Label	Cases	Percentage
1	Very great importance	2990	54.8%
2	Fairly great importance	1564	28.6%
3	Neither great nor small importance	679	12.4%
4	Fairly small importance	112	2.1%
5	Very small importance	116	2.1%
999	NA	631	

Warning: these figures indicate the number of cases found in the data file. They cannot be interpreted as summary statistics of the population of interest.

Information [Type: discrete] [Format: numeric] [Range: 1- 5] [Missing: */999]

Statistics [NW/ W] [Valid: 5461 /-] [Invalid: 631 /-]

f40: Q.40 Important issue for choice of party: Social welfare

Literal question And how important are the following issues for your choice of party today in the European Parliament election? - The social welfare

File : VALU 2004 EUP

f40: Q.40 Important issue for choice of party: Social welfare

Value	Label	Cases	Percentage
1	Very great importance	2739	49.9%
2	Fairly great importance	1698	30.9%
3	Neither great nor small importance	799	14.5%
4	Fairly small importance	135	2.5%
5	Very small importance	121	2.2%
999	NA	600	

Warning: these figures indicate the number of cases found in the data file. They cannot be interpreted as summary statistics of the population of interest.

Information [Type: discrete] [Format: numeric] [Range: 1- 5] [Missing: */999]

Statistics [NW/ W] [Valid: 5492 /-] [Invalid: 600 /-]

f41: Q.41 Important issue for choice of party: Drug policy

Literal question And how important are the following issues for your choice of party today in the European Parliament election? - Drug policy (alcohol, narcotics, etc.)

Value	Label	Cases	Percentage
1	Very great importance	2618	47.4%
2	Fairly great importance	1445	26.1%
3	Neither great nor small importance	1033	18.7%
4	Fairly small importance	224	4.1%
5	Very small importance	209	3.8%
999	NA	563	

Warning: these figures indicate the number of cases found in the data file. They cannot be interpreted as summary statistics of the population of interest.

Information [Type: discrete] [Format: numeric] [Range: 1- 5] [Missing: */999]

Statistics [NW/ W] [Valid: 5529 /-] [Invalid: 563 /-]

f42: Q.42 Satisfaction with democracy in Sweden

Literal question On the whole, are you very satisfied, fairly satisfied, not especially satisfied or not at all satisfied with the way democracy works in Sweden?

Value	Label	Cases	Percentage
1	Very satisfied	813	13.8%
2	Fairly satisfied	3518	59.9%
3	Not especially satisfied	1239	21.1%
4	Not at all satisfied	305	5.2%
999	NA	217	

Warning: these figures indicate the number of cases found in the data file. They cannot be interpreted as summary statistics of the population of interest.

Information [Type: discrete] [Format: numeric] [Range: 1- 4] [Missing: */999]

Statistics [NW/ W] [Valid: 5875 /-] [Invalid: 217 /-]





f43: Q.43 Satisfaction with democracy in the European Union

Literal question On the whole, are you very satisfied, fairly satisfied, not especially satisfied or not at all satisfied with the way democracy works in the European Union?

Post-question Thank you for taking part in this survey! Please put your questionnaire in the sealed box!

File : VALU 2004 EUP

f43: Q.43 Satisfaction with democracy in the European Union

Value	Label	Cases	Percentage
1	Very satisfied	89	 1.6%
2	Fairly satisfied	1775	 31.5%
3	Not especially satisfied	2509	 44.5%
4	Not at all satisfied	1260	 22.4%
999	NA	459	

Warning: these figures indicate the number of cases found in the data file. They cannot be interpreted as summary statistics of the population of interest.

Information	[Type: discrete] [Format: numeric] [Range: 1- 4] [Missing: */999]
Statistics [NW/ W]	[Valid: 5633 /-] [Invalid: 459 /-]